

High Quality Transfection Reagents for Therapeutic Virus Production



Mathieu Porte¹, Mégane Denu¹, Alengo Nyamay¹, Antu¹, Marine Ricordel¹, Géraldine Guérin-Peyrou¹, Patrick Erbacher¹

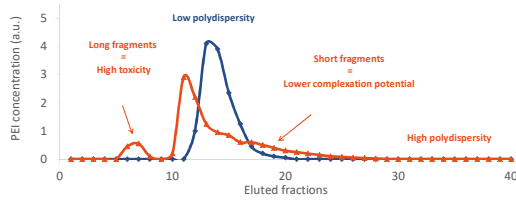
¹Polyplus-transfection, Bioparc, 850 Boulevard S. Brant, 67400 Illkirch, France

Abstract

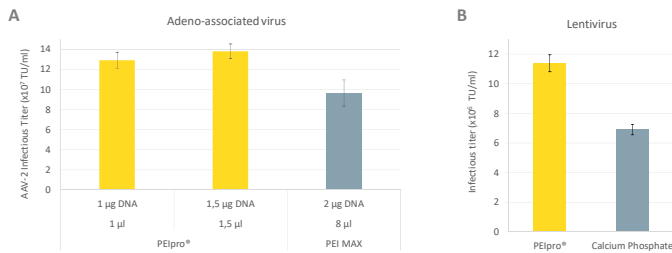
Gene and cell therapy-based medicines are experiencing resurgence due to the introduction of “next generation” transfer viral vectors, which have demonstrated improved safety and efficacy. Adeno-Associated Virus (AAV) and Lentivirus are very commonly used in therapeutics and often produced using PEI-mediated transient transfection in HEK-293 or HEK-293T cells. The critical raw materials needed for cGMP vector production must be sourced from approved suppliers and should have gone through a rigorous testing program to reduce the risk of introducing adventitious agents into the production process. Polyplus-transfection® now provides PEIpro®, the unique PEI-based transfection reagent available in different quality grades, allowing a seamless transition from process development with PEIpro®-HQ to cGMP biomanufacturing with PEIpro®-GMP.

Here, we describe an optimized PEI-based transfection reagent for high-yielding viral vector production, compatible with different cell culture adherent and suspension systems. We further demonstrate the robust viral vector production yields, as well as the adaptability and reliability of the PEI-based transient gene expression approach to efficiently manufacture GMP-grade viral vectors at a sufficiently large scale for more advanced clinical trials, and *in fine* to drive commercialization of therapeutic vectors.

Optimized transient transfection for virus production



Optimization process of PEI polymer chemistry. Whereas long polymer fragments lead to cell toxicity and short fragments lead to lower complexation potential (in red), optimized PEI size with a low polydispersity index decreases toxicity, and increases complexation potential (in blue) and reproducibility in transfection.

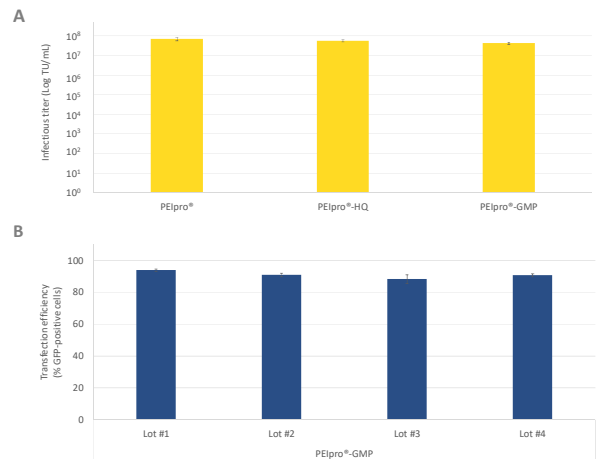


PEIpro® produces more virus with less reagent and lower DNA amount compared to PEI MAX and Calcium Phosphate transfection.
A) Suspension HEK-293T cells were seeded at 1×10^6 cells/ml in serum-free medium and transfected with PEIpro® and PEI MAX (Polysciences, Warrington, PA) following the recommended protocols. AAV-2 were produced with Helper Free Packaging System (Cell Biolabs, San Diego, CA) and titers were measured 72h after transfection using a GFP reporter gene expression. **B)** Lentiviruses were produced in adherent HEK-293 cells grown in serum-free culture medium, using 15 µg DNA and 30 µl PEIpro® per 75 cm² flask. Virus yields were determined by titration of the supernatant 48 h after transfection.

Seamless transition from process development up to clinical trials and commercialization

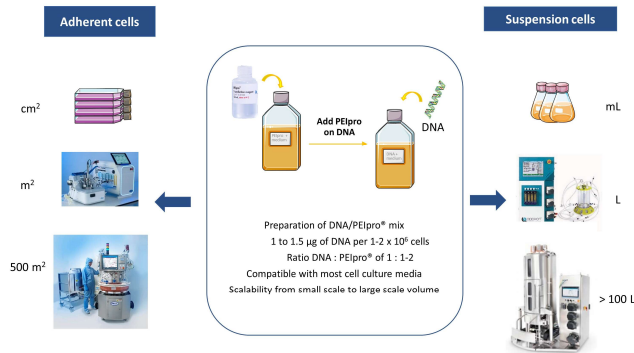
Range of PEIpro® quality grade reagents for each step of nucleic acid-mediated viral vector-based manufacturing. PEIpro® is available as an R&D grade for establishment of viral vector production during Process Development. For production of clinical batches of viral vectors, we supply higher preclinical grade PEIpro®-HQ and highest quality grade PEIpro®-GMP to meet the quality demands of both Cell Therapy and Gene Therapy.

Characteristics	PEIpro®	PEIpro®-HQ	PEIpro®-GMP
	Process development	Pre-clinical & early phase clinical trial	Clinical trials & commercialization
Quality Grade	R&D grade	Pre-clinical grade	GMP grade
Composition	Ready to use, chemically defined and animal derived component free		
Packaging	Bottles	Bottles	Bags (closed system)
Available pack size	1.5 mL, 10 mL, 4 x 10 mL	100 mL, 4 x 100 mL	4 x 100 mL, 10 x 100 mL, 1 L
Fill & finish manufacturing process	Sterile filtration	Sterile filtration	Sterile filtration
Quality Controls	Standard QC's	Extended QC's to assess Identity, Potency, Purity and Safety	Validated QC's according to European Pharmacopoeia assessing Identity, Potency, Purity and Safety
Included Documentation	- Certificate of Analysis - Certificate of Origin - Non-Hazardous Product Statement	- Certificate of Analysis - Certificate of Origin - Non-Hazardous Product Statement	- Certificate of Analysis - Certificate of Compliance - TSE/BSE Statement - Non-Hazardous Product Statement
Regulatory Documentation available upon request		- Batch Production Documentation - Quality agreement	- DMF (Drug Master File) on file (FDA) - CMC section (Chemistry, Manufacturing and Control) - Protocol for incoming testing - Quality agreement
Audit	According to ISO 9001:2015	According to ISO 9001:2015	According to ICH Q7, GMP Part II and Annex I

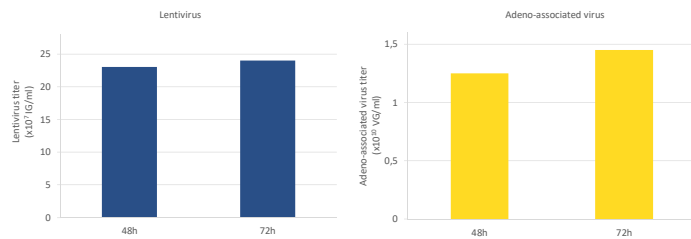


High reproducibility with PEIpro® regardless of the quality grade and the production lot. **A)** Suspension HEK-293T cells were seeded at 1×10^6 cells/mL in FreeStyle™ F17 medium and transfected with either PEIpro®, PEIpro®-HQ or PEIpro®-GMP reagents following the same protocol for each product. AAV-2 were produced with Helper Free Packaging System (Cell Biolabs, San Diego, CA) and titers were measured 72h after transfection using a GFP reporter gene expression. **B)** Suspension HEK-293T cells were seeded at 1×10^6 cells/mL in FreeStyle™ F17 medium and transfected with four different lot of PEIpro®-GMP with a GFP-expressing plasmid. Transfection efficiency was measured 48 hours post-transfection by flow cytometry.

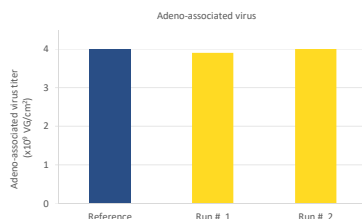
Efficient virus production in any system at any scale



PEIpro® is the reagent of choice for virus production runs in most cell culture systems in both adherent and suspension cells, from small scale to large scale.

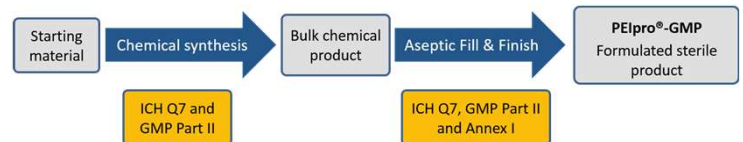


Lentivirus and AAV production in HEK-293T and HEK-293 cells grown in suspension in BalanCD® HEK293 (Irvine Scientific®). HEK-293T (Lentivirus) and HEK-293 (AAV) cells were thawed directly into each medium and passaged every 3 to 4 days before going into a 2L benchtop bioreactor. Cells were seeded and cultured for 3 days before being transfected with PEIpro® (Polyplus-transfection®). For transfection, four plasmids were used for lentivirus and three plasmids were used for AAV. Lentiviral and AAV titer were measured 48 and 72 hours post-transfection (Data kindly provided by Géthén).



PEIpro® to simplify scale-up and to ensure reproducible virus production yields in iCELLis® Nano bioreactor. AAV-8 production in iCELLis® Nano 0.8 m² (Reference) and 4 m². Triple PEIpro®-mediated transfection in FreeStyle™ F17 medium using 1.0 µg DNA/million cells and medium exchange with DMEM applied 5h post-transfection. Data are based on *in situ* cell lysis and AAV recovery at 72h post-transfection. qPCR analysis was performed on cell lysate (Data kindly provided by Pall).

PEIpro®-GMP: highest quality grade PEI available



Manufacturing process of PEIpro®-GMP. PEIpro®-GMP is manufactured according to a validated manufacturing process in compliance with GMP guidelines to ensure traceability from starting material to the final product. GMP guidelines for manufacturing of ATPM requires that raw materials be of pharmaceutical grade when available (ICH Q7 and Eudralex Vol 4, Part II, Annex I). To address this requirement, both steps of PEIpro®-GMP manufacturing (chemical product and fill & finish) are managed in compliance with GMP guidelines in GMP accredited facilities.

Conclusion: advantages of PEIpro® product range

- Best-in-class PEI-based transfection reagent for viral vector production
- Seamless transition from process development up to clinical trials and commercialization
- Higher quality grade PEIpro®-HQ and PEIpro®-GMP to meet compliance requirements
- Chemically defined and animal derived component free

Visit us at www.polyplus-transfection.com

FreeStyle™ is a trademark of ThermoFisher Scientific
 BalanCD® is a trademark of Irvine Scientific

iCELLis® bioreactor is a trademark of Pall Corporation
 PEIpro® is a trademark of Polyplus-transfection®