F. トランスフェクション試薬

2-F-1) トランスフェクション試薬をご注文いただくには、ホームページ（ http://horizondiscovery.com ）の上部にある青いバナーの「Gene modulation」（緑実線枠）から、「Transfection reagents & buffers」（赤実線枠）にアクセスしてください。

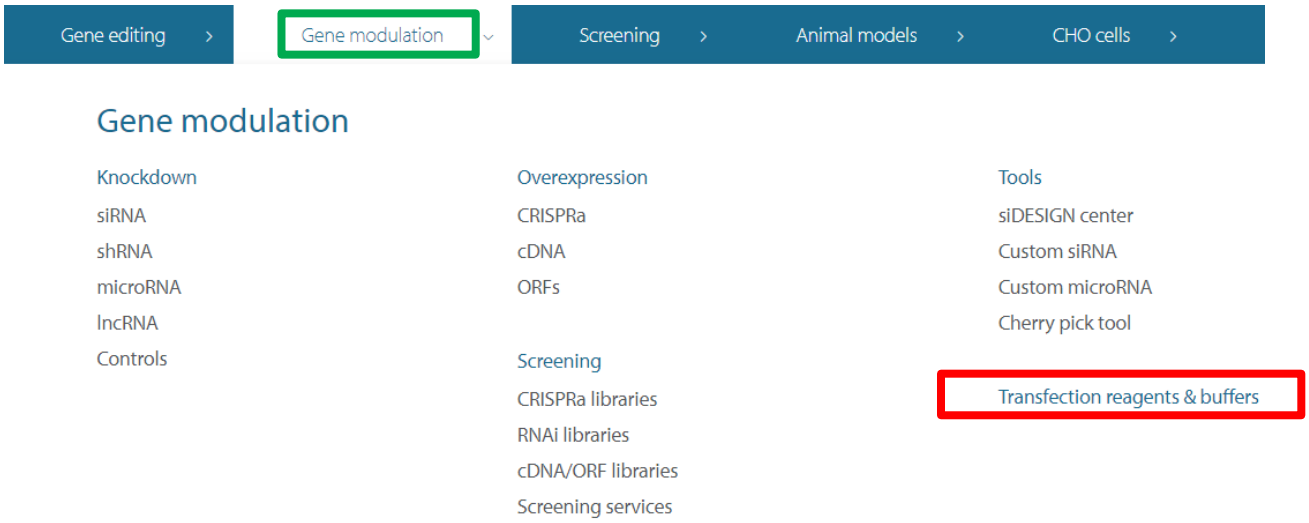

2-F-2) 「See products」（青点線枠）をクリックすると、DharmaFECT transfection reagentsの詳細な製品リストが表示されます。

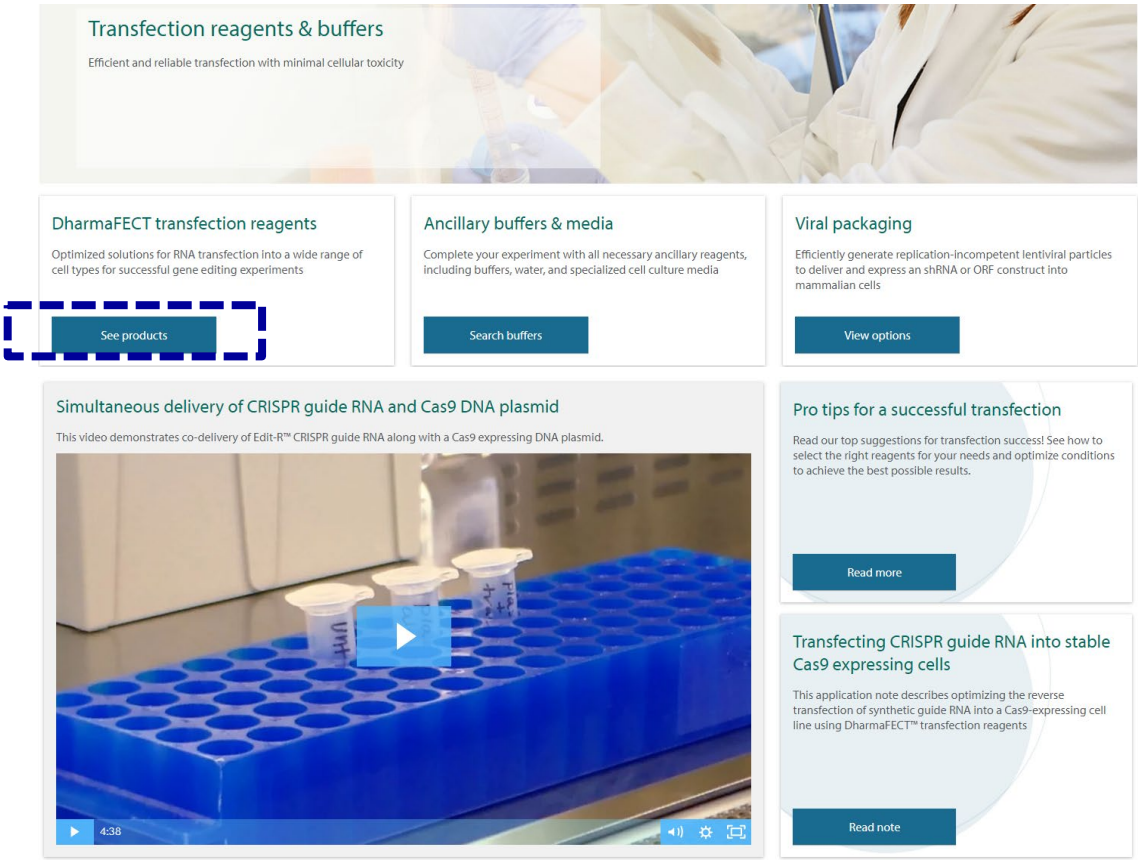

2-F-3) 下の図は、「Products」（緑実線枠）をクリックして各種トランスフェクション試薬を表示した画面です。Cell Line Data（緑点線枠）をクリックすると、細胞株ごとに最適なDharmaFECT試薬を検討した例が表示されますので、製品選択のご参考にしてください（18ページ参照）。以下に、「DharmaFECT 1 Transfection Reagent」（赤実線枠）を例に説明します。

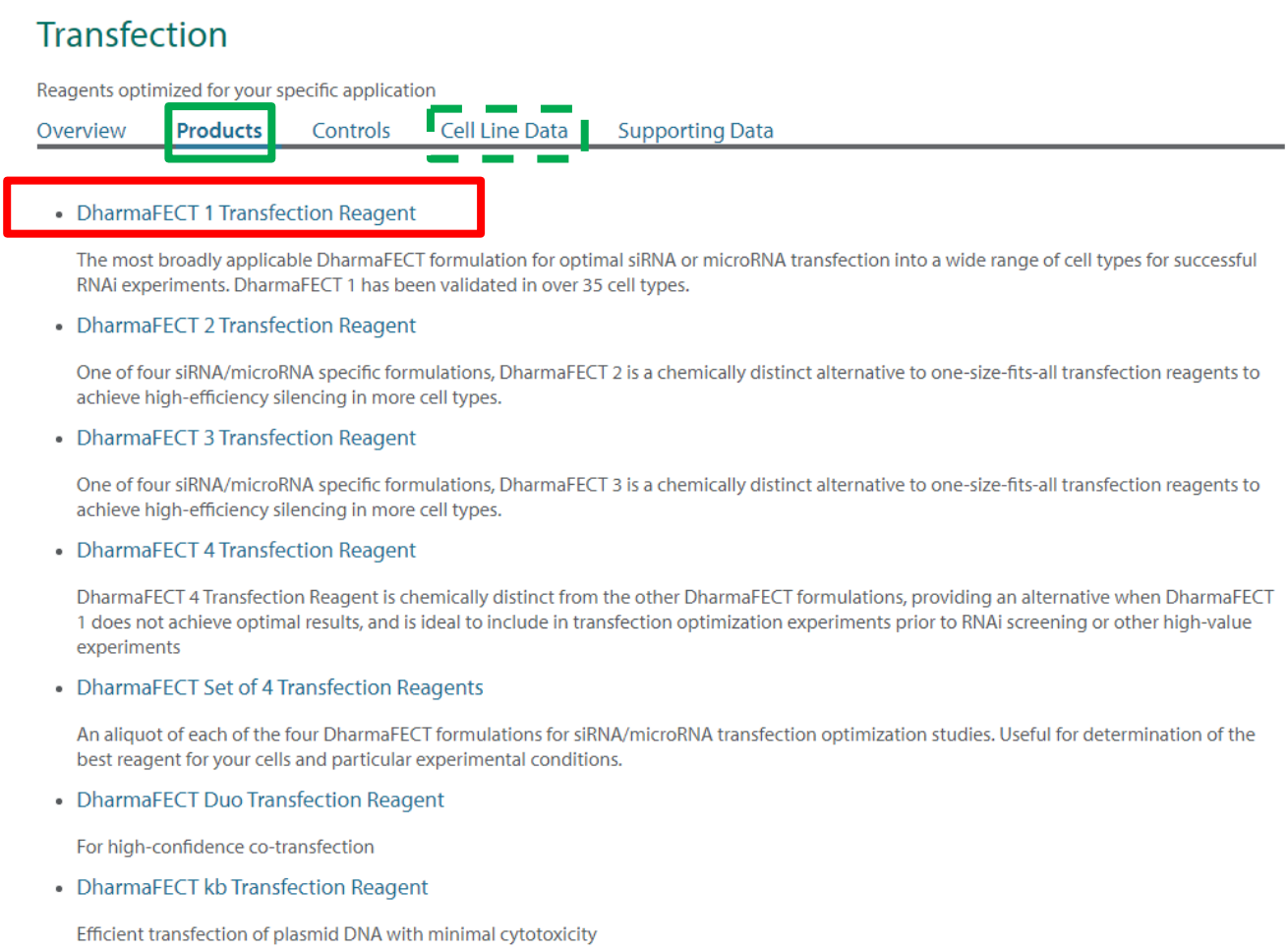

2-F-4)下の画面はDharmaFECT 1 Transfection Reagentを選択&クリックした結果が表示された状態です。赤実線枠の項目を選択&クリックすることで、容量を選択できます。「Add to Cart」ボタン（青点線枠）をクリックすると製品がショッピングカートに入ります。

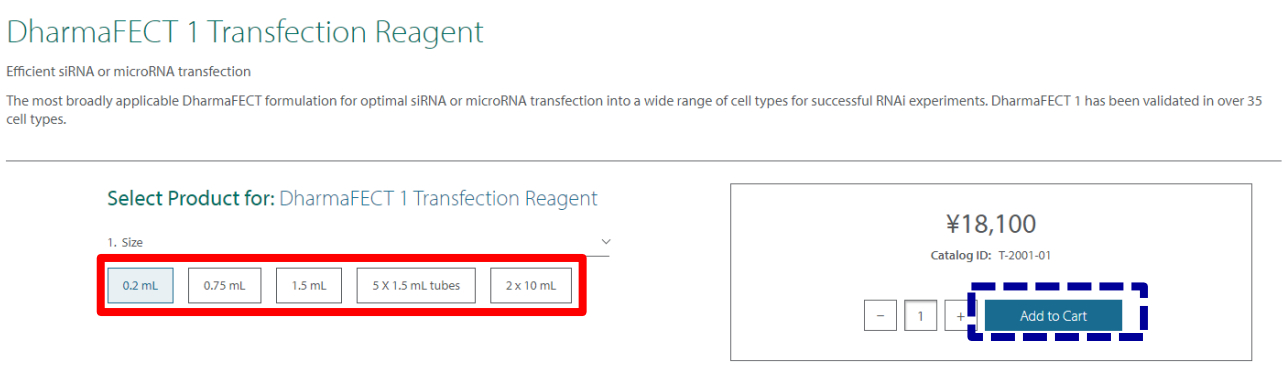

細胞株ごとに最適なDharmaFECT試薬を検討した例

DharmaFECT Transfection Reagent

The table below lists transfection recommendations to help you select the appropriate DharmaFECT formulation for your research. You can also download a PDF version of the DharmaFECT Cell Type Guide here.

All experimental conditions resulted in cell viability and positive control gene silencing of 80% or better.
All experiments were done in 96-well plates with Non-targeting control siRNA and PPIB (Cyclophilin B) or GAPD Control pools at 25 nM; Alamar Blue (viability) and knockdown measured at 24 hours.
Data normalized to untransfected for viability and both untransfected and Non-targeting control for knockdown.
Transfection conditions should always be re-evaluated in the context of a new plate format or assay-specific requirements for cell density.

Human					
Cell line	**Cell type**	**Recommended DharmaFECT formulation**	**DharmaFECT volume/well (µL) in 96 well plate**	**Plating density in 96 well plate (cells per well)**	**Other successful formulations**
786-0	Kidney adenocarcinoma	1	0.4	5 × 103	2
A549	Lung carcinoma	1	0.2	1 × 104	2, 3, 4
ARPE-19	Retinal pigment epithelial	4	0.2	1 × 104	1,2
BxPC3	Pancreas adenocarcinoma	2	0.2	5 × 103	1, 3, 4
DLD-1	Colorectal adenocarcinoma	2	0.4	5 × 103	1,3
DU 145	Prostate carcinoma	1	0.2	1 × 104	2, 3, 4
NCI-H1299	Lung carcinoma	2	0.2	1 × 104	4
HCT-116	Colorectal carcinoma	2	0.1	5 × 103	4
HEK293	Kidney transformed embryonic cells	1	0.2	1 × 104	2, 4
HeLa	Cervical epithelial adenocarcinoma	1	0.2	5 × 103	2, 3, 4
HeLa S3	Cervical epithelial adenocarcinoma	4	0.4	5 × 103	1, 2, 3
Hep G2	Hepatocellular carcinoma	4	0.4	1 × 104	1, 2
hMSC	Mesenchymal stem cells	1	0.4	5 × 103	2, 3, 4
HT-29	Colorectal carcinoma	1	0.2	5 × 103	2, 3, 4
HT1080	Fibrosarcoma	4	0.2	5 × 103	1, 2, 3
Huh7	Hepatocarcinoma	4	0.05	5 × 103	1, 2
HUVEC	Umbilical vein endothelial cells	4	0.2	2 × 104	1, 2
JEG-3	Placenta, choriocarcinoma, epithelial	3	0.2	1 × 104	
LNCaP	Prostate carcinoma	3	0.2	1 × 104	1
MCF	Breast adenocarcinoma	1	0.2	1 × 104	2, 4
MCF 10A	Breast adenocarcinoma	1	0.2	1 × 104	2
MDA-MB-453	Breast adenocarcinoma	2	0.2	1 × 104	1, 3, 4
MDA-MB-231	Breast adenocarcinoma	4	0.1	5 × 103	1
OVCAR3	Ovarian adenocarcinoma	1	0.1	5 × 103	2, 3, 4
PC-3	Prostate carcinoma	2	0.2	1 × 104	3
Saos-2	Bone, osteosarcoma, epithelial	1	0.05	1 × 104	2,3,4
SK-BR-3	Breast adenocarcinoma	2	0.2	1 × 104	1, 3, 4
SKOV-3	Ovarian adenocarcinoma	3	0.4	1 × 104	1, 2, 4
U-87 MG	Brain glioblastoma	1	0.1	5 × 103	2, 3, 4
Rodent					
Cell line	**Cell type**	**Recommended DharmaFECT formulation**	**DharmaFECT volume/well (µL) in 96 well plate**	**Plating density in 96 well plate (cells per well)**	**Other successful formulations**
A7r5	Rat aortic smooth muscle	2	0.1	5 × 103	1
C2C12	Mouse myoblasts	1	0.2	5 × 103	2, 3, 4
CHO K1	Chinese hamster ovary	4	0.8	1 × 104	1, 2
ES-D3	Mouse embryonic stem cells	1	0.2	2 × 103	2
ES-E14TG2a	Mouse embryonic stem cells	1	0.2	2 × 103	2
H9c2	Rat myoblasts	1	0.2	1 × 104	2, 3, 4
J774A.1	Mouse macrophages	4	0.2	1 × 104	-
NIH/3T3	Mouse embryonic fibroblasts	1	0.2	1 × 104	3
NRK-49F	Rat kidney fibroblasts	2	0.2	1 × 104	1, 4
Rat2	Rat fibroblasts	1	0.2	2 × 104	2
3T3-L1	Mouse embryonic fibroblasts	1	0.2	5 × 103	3
Other					
Cell line	**Cell type**	**Recommended DharmaFECT formulation**	**DharmaFECT volume/well (µL) in 96 well plate**	**Plating density in 96 well plate (cells per well)**	**Other successful formulations**
COS-7	African green monkey kidney	2	0.4	5 × 103	1, 3, 4