




## Imaging Chamber CG

Article numbers	Application
8001	▪ <b>Life Cell Imaging</b>
8002	▪ <b>Fluorescence Correlation Spectroscopy (FCS)</b>
8004	▪ <b>Confocal Laser Scanning Microscopy (LSM)</b>
8008	▪ <b>Total Internal Reflection Fluorescence (TIRF)</b>
	▪ <b>Differential Interference Contrast (DIC/Nomarski)</b>
	▪ <b>Fluorescence Resonance Energy Transfer (FRET)</b>
	▪ <b>Fluorescence Recovery after Photobleaching (FRAP)</b>
	▪ <b>Weakly fluorescent stains/ proteins</b>
	▪ <b>Fluorescence In-Situ Hybridisation (FISH)</b>
	▪ <b>Immune histology</b>



Imaging Chamber CG products are chambered cell culture vessels with a bottom made from 170 µm cover glass. Chambers and lids are made from high performance polymers and are sealed against the glass bottoms by biological inert silicone adhesive. At the end of the experiments the glasses can be detached from the polymer chambers and used for further processing or archiving.



The high performance polymer of chamber bodies and lids withstands temperatures up to 90°C. Due to this temperature stability the Imaging Chambers show also excellent stability of the focus plane when the chambers are exposed to temperature shifts (e.g. when the chambers are transported from the incubator to the microscope). Furthermore the Imaging Chambers are resistant against many chemicals (e.g. acetone, DMSO, alcohols). Therefore the full products are suitable for in-situ hybridization technologies as well as for a wide range of fixation and staining protocols.

The cover glasses of the Imaging Chambers CG are made from 170 µm borosilicate glass compliant to hydrolytic class I. Imaging Chambers CG with cover glass bottoms can be used for high resolution microscopy with immersion objectives (providing a high numerical aperture).

Cell adhesion, spreading and distribution are supported by our improved surface modification known from our Imaging Plate CG products. Imaging Chambers are available in 1 well, 2 well, 4 well and 8 well Format.

### Order information

Article number	Wells / chamber	Chambers / bag	Chambers/ SU	Lid	Sterile
<b>8001-4</b>	1	4 / bag	4	+	+
<b>8001-16</b>	1	4 / bag	16 / box	+	+
<b>8001-80</b>	1	4 / bag	80 / box	+	+
<b>8002-4</b>	2	4 / bag	4	+	+
<b>8002-16</b>	2	4 / bag	16 / box	+	+
<b>8002-80</b>	2	4 / bag	80 / box	+	+
<b>8004-4</b>	4	4 / bag	4	+	+
<b>8004-16</b>	4	4 / bag	16 / box	+	+
<b>8004-80</b>	4	4 / bag	80 / box	+	+
<b>8008-4</b>	8	4 / bag	4	+	+
<b>8008-16</b>	8	4 / bag	16 / box	+	+
<b>8008-80</b>	8	4 / bag	80 / box	+	+

[Imaging Chamber CG accessories](#)

[Specification](#)

---

**zell-kontakt - design, biointerface, performance for cell based assays**  
Powered by Quick.Cms