

BAX Antibody

Catalog No: #34260

Package Size: #34260-1 50ul #34260-2 100ul

Orders: order@signalwayantibody.comSupport: tech@signalwayantibody.com

Description

Product Name	BAX Antibody
Host Species	Rabbit
Clonality	Polyclonal
Purification	The antibody was affinity-purified from rabbit antiserum by affinity-chromatography using epitope-specific immunogen.
Applications	WB IHC IF
Species Reactivity	Hu Ms Rt
Specificity	The antibody detects endogenous levels of total BAX protein.
Immunogen Type	Peptide
Immunogen Description	Synthesized peptide derived from internal of human BAX.
Target Name	BAX
Other Names	Apoptosis regulator BAX; BAX;
Accession No.	Swiss-Prot: Q07814NCBI Gene ID: 581
SDS-PAGE MW	22kd
Concentration	1.0mg/ml
Formulation	Rabbit IgG in phosphate buffered saline (without Mg ²⁺ and Ca ²⁺), pH 7.4, 150mM NaCl, 0.02% sodium azide and 50% glycerol.
Storage	Store at -20°C

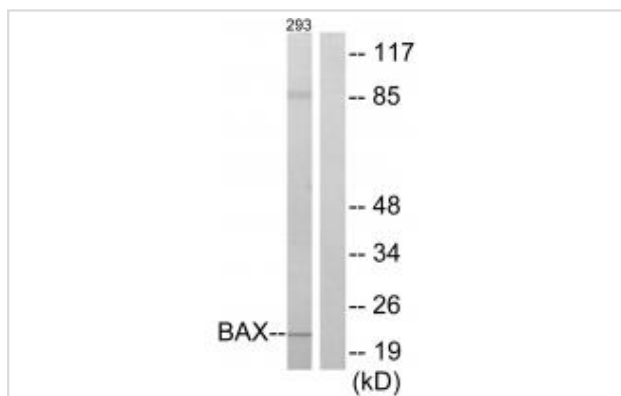
Application Details

Western blotting: 1:500~1:3000

Immunohistochemistry: 1:50~1:100

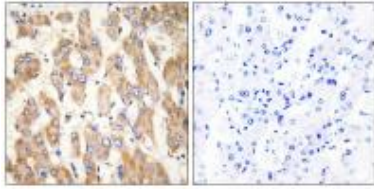
Immunofluorescence: 1:100~1:500

Images

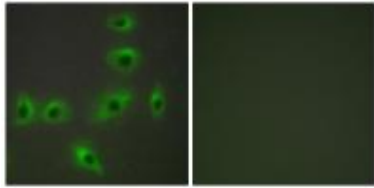


Western blot analysis of extracts from 293 cells, using BAX antibody #34260.

Immunohistochemistry analysis of paraffin-embedded human liver carcinoma tissue using BAX antibody #34260.



Immunofluorescence analysis of HUVEC cells, using BAX antibody #34260.



Background

The protein encoded by this gene belongs to the BCL2 protein family. BCL2 family members form hetero- or homodimers and act as anti- or pro-apoptotic regulators that are involved in a wide variety of cellular activities. This protein forms a heterodimer with BCL2, and functions as an apoptotic activator. This protein is reported to interact with, and increase the opening of, the mitochondrial voltage-dependent anion channel (VDAC), which leads to the loss in membrane potential and the release of cytochrome c. The expression of this gene is regulated by the tumor suppressor P53 and has been shown to be involved in P53-mediated apoptosis. Multiple alternatively spliced transcript variants, which encode different isoforms, have been reported for this gene.

Oltvai Z.N., *Cell* 74:609-619(1993).

Apte S.S., *Genomics* 26:592-594(1995).

Shi B., *Biochem. Biophys. Res. Commun.* 254:779-785(1999).

Note: This product is for in vitro research use only and is not intended for use in humans or animals.