

IPMK antibody

Catalog No: #22522

Orders: order@signalwayantibody.com

Support: tech@signalwayantibody.com

Description

Product Name	IPMK antibody
Host Species	Rabbit
Clonality	Polyclonal
Purification	Purified by antigen-affinity chromatography.
Applications	WB IF
Species Reactivity	Hu
Immunogen Type	Recombinant protein
Immunogen Description	Recombinant protein fragment contain a sequence corresponding to a region within amino acids 26 and 265 of IPMK
Target Name	IPMK
Accession No.	NCBI Gene ID: 253430NCBI mRNA#: NM_152230NCBI Protein#: NP_689416
Formulation	Supplied in 0.1M Tris-buffered saline with 10% Glycerol (pH7.0). 0.01% Thimerosal was added as a preservative.
Storage	Store at -20°C for long term preservation (recommended). Store at 4°C for short term use.

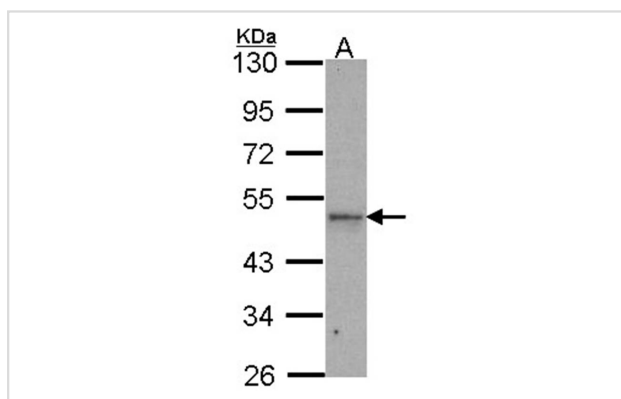
Application Details

Predicted MW: 47kd

Western blotting: 1:500-1:3000

Immunofluorescence: 1:100-1:200

Images

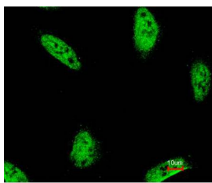


Sample (30 ug of whole cell lysate)

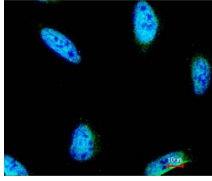
A: H1299

10% SDS PAGE

IPMK antibody diluted at 1: 1000



Merged with DNA probe



Immunofluorescence analysis of paraformaldehyde-fixed HeLa, using IPMK antibody at 1: 200 dilution.

Note: This product is for in vitro research use only and is not intended for use in humans or animals.