

MARCKS(phospho-Ser170) Antibody

Catalog No: #11535



Package Size: #11535-1 50ul #11535-2 100ul #11535-4 25ul

Orders: order@signalwayantibody.com

Support: tech@signalwayantibody.com

Description

Product Name	MARCKS(phospho-Ser170) Antibody
Host Species	Rabbit
Clonality	Polyclonal
Purification	Antibodies were produced by immunizing rabbits with synthetic phosphopeptide and KLH conjugates. Antibodies were purified by affinity-chromatography using epitope-specific phosphopeptide. Non-phospho specific antibodies were removed by chromatography using non-phosphopeptide.
Applications	WB IHC
Species Reactivity	Hu
Specificity	The antibody detects endogenous level of MARCKS only when phosphorylated at threonine 170.
Immunogen Type	Peptide-KLH
Immunogen Description	Peptide sequence around phosphorylation site of Serine 170 (G-F-S(p)-F-K) derived from Human MARCKS.
Target Name	MARCKS
Modification	Phospho-Ser170
Other Names	MACS, 80K-L, PKCSL, PRKCSL
Accession No.	Swiss-Prot: P29966NCBI Protein: NP_002347.5
Concentration	1.0mg/ml
Formulation	Supplied at 1.0mg/mL in phosphate buffered saline (without Mg ²⁺ and Ca ²⁺), pH 7.4, 150mM NaCl, 0.02% sodium azide and 50% glycerol.
Storage	Store at -20°C for long term preservation (recommended). Store at 4°C for short term use.

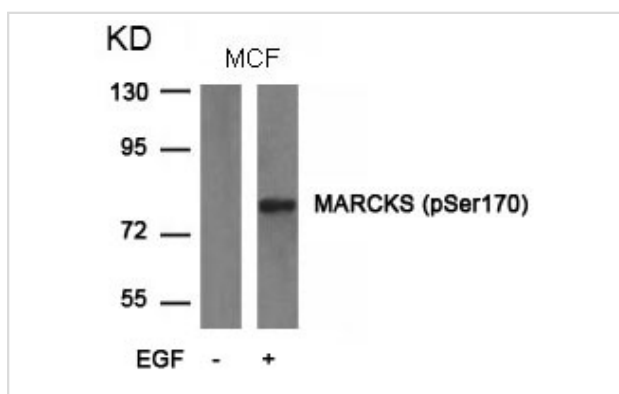
Application Details

Predicted MW: 80kd

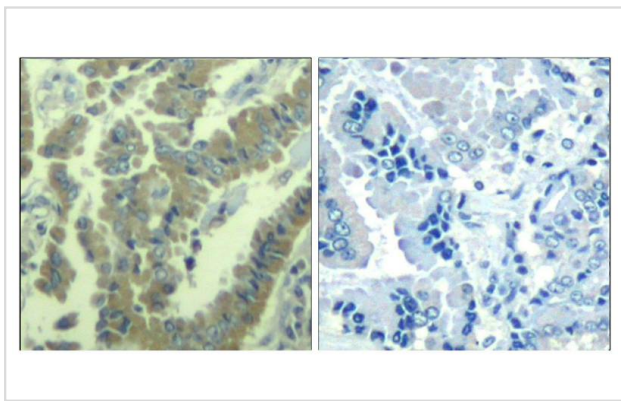
Western blotting: 1:500~1:1000

Immunohistochemistry: 1:50~1:100

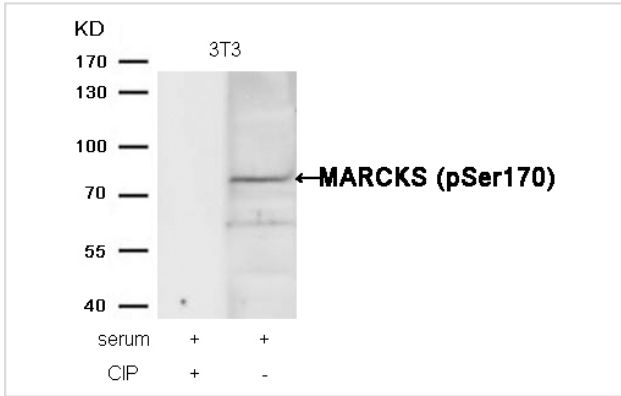
Images



Western blot analysis of extracts from MCF cells untreated or treated with EGF using MARCKS(phospho-Ser170) Antibody #11535.



Immunohistochemical analysis of paraffin-embedded human lung carcinoma tissue using MARCKS(Phospho-Ser170) Antibody #11535(left) or the same antibody preincubated with blocking peptide(right).



Western blot analysis of extracts from 3T3 cells, treated with serum or calf intestinal phosphatase (CIP), using MARCKS (phospho-Ser170) Antibody #11535.

Background

MARCKS is the most prominent cellular substrate for protein kinase C. This protein binds calmodulin, actin, and synapsin. MARCKS is a filamentous (F) actin cross-linking protein.

Ramsden, J.J. (2000) *Int. J. Biochem. Cell Biol.* 32, 475-479.

Graff, J. M. et al. (1989) *J. Biol. Chem.* 264, 21818-21823.

Hartwig, J. H. et al. (1992) *Nature* 356, 618-622.

Thelen, M. et al. (1991) *Nature* 351, 320-322.

Note: This product is for in vitro research use only and is not intended for use in humans or animals.