

DESCRIPTION

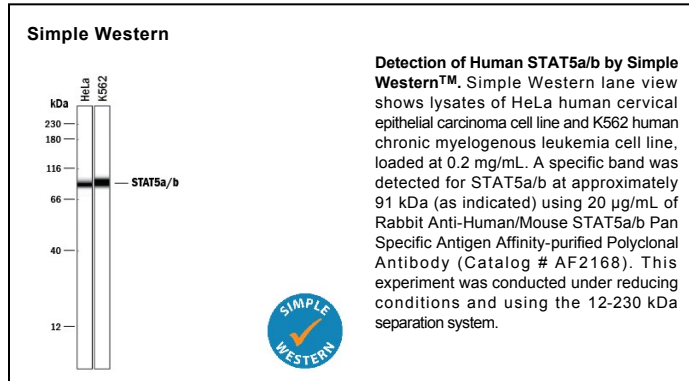
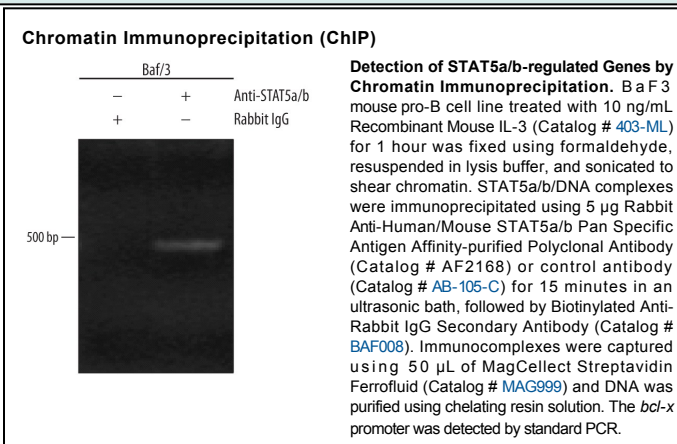
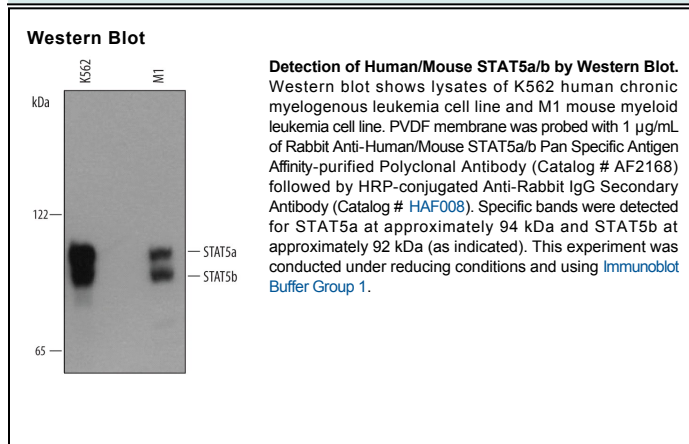
Species Reactivity	Human/Mouse
Specificity	Detects endogenous human and mouse STAT5A and STAT5B in Western blots.
Source	Polyclonal Rabbit IgG
Purification	Antigen Affinity-purified
Immunogen	Human STAT5a and STAT5b synthetic peptide aa 219-390
Formulation	Lyophilized from a 0.2 µm filtered solution in PBS with Trehalose. See Certificate of Analysis for details. *Small pack size (-SP) is supplied as a 0.2 µm filtered solution in PBS.

APPLICATIONS

Please Note: Optimal dilutions should be determined by each laboratory for each application. *General Protocols* are available in the *Technical Information* section on our website.

	Recommended Concentration	Sample
Western Blot	1 µg/mL	See Below
Chromatin Immunoprecipitation (ChIP)	5 µg/5 x 10 ⁶ cells	See Below
Simple Western	20 µg/mL	See Below

DATA



PREPARATION AND STORAGE

Reconstitution	Reconstitute at 0.2 mg/mL in sterile PBS.
Shipping	The product is shipped at ambient temperature. Upon receipt, store it immediately at the temperature recommended below. *Small pack size (-SP) is shipped with polar packs. Upon receipt, store it immediately at -20 to -70 °C
Stability & Storage	<p>Use a manual defrost freezer and avoid repeated freeze-thaw cycles.</p> <ul style="list-style-type: none"> • 12 months from date of receipt, -20 to -70 °C as supplied. • 1 month, 2 to 8 °C under sterile conditions after reconstitution. • 6 months, -20 to -70 °C under sterile conditions after reconstitution.