

## DESCRIPTION

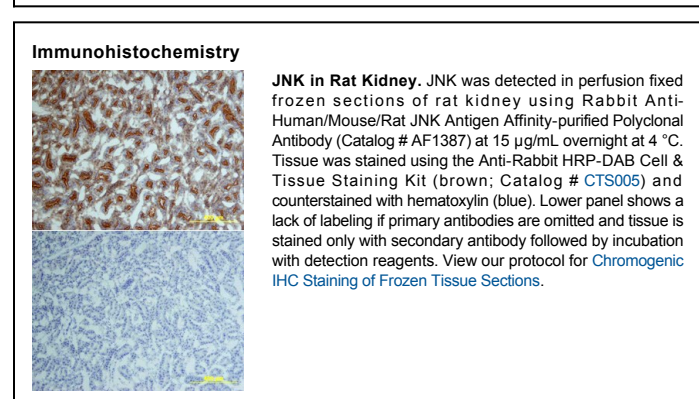
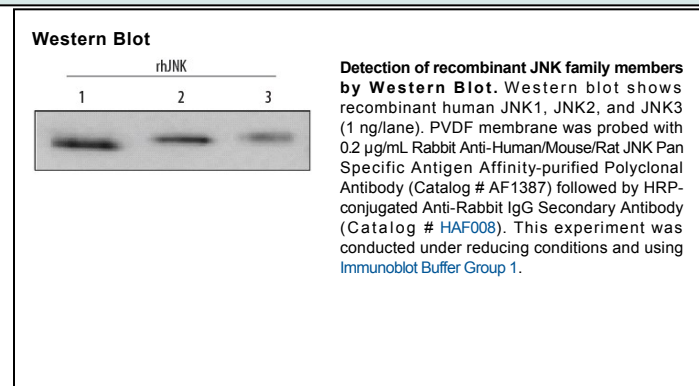
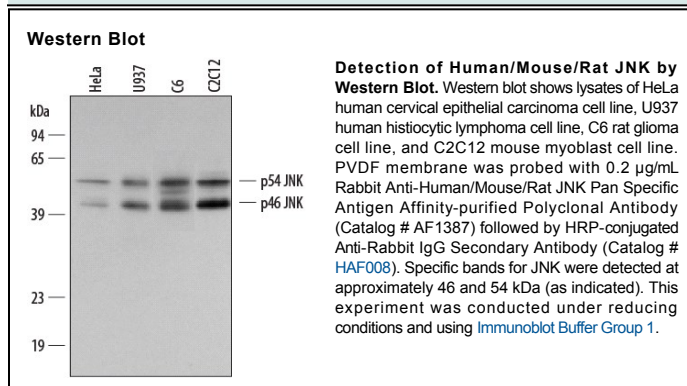
<b>Species Reactivity</b>	Human/Mouse/Rat
<b>Specificity</b>	Detects human, mouse, and rat p46 and p54 JNK in Western blots. Detects recombinant human (rh) JNK1, rhJNK2, and rhJNK3.
<b>Source</b>	Polyclonal Rabbit IgG
<b>Purification</b>	Antigen Affinity-purified
<b>Immunogen</b>	<i>E. coli</i> -derived recombinant human JNK1 Met1-Gln384 Accession # P45983
<b>Formulation</b>	Lyophilized from a 0.2 µm filtered solution in PBS with Trehalose. See Certificate of Analysis for details. *Small pack size (-SP) is supplied as a 0.2 µm filtered solution in PBS.

## APPLICATIONS

**Please Note:** Optimal dilutions should be determined by each laboratory for each application. *General Protocols* are available in the *Technical Information* section on our website.

	Recommended Concentration	Sample
<b>Western Blot</b>	0.2 µg/mL	See Below
<b>Immunohistochemistry</b>	5-15 µg/mL	See Below

## DATA



## PREPARATION AND STORAGE

<b>Reconstitution</b>	Reconstitute at 0.2 mg/mL in sterile PBS.
<b>Shipping</b>	The product is shipped at ambient temperature. Upon receipt, store it immediately at the temperature recommended below. *Small pack size (-SP) is shipped with polar packs. Upon receipt, store it immediately at -20 to -70 °C
<b>Stability &amp; Storage</b>	<b>Use a manual defrost freezer and avoid repeated freeze-thaw cycles.</b> <ul style="list-style-type: none"> <li>● 12 months from date of receipt, -20 to -70 °C as supplied.</li> <li>● 1 month, 2 to 8 °C under sterile conditions after reconstitution.</li> <li>● 6 months, -20 to -70 °C under sterile conditions after reconstitution.</li> </ul>