

Product Datasheet

EpCAM/CD326 Antibody NBP2-22381SS

Unit Size: 0.025 mg

Store at 4C short term. Aliquot and store at -20C long term. Avoid freeze-thaw cycles.

www.novusbio.com



support@novusbio.com

Protocols, Publications, Related Products, Reviews, Research Tools and Images at:
www.novusbio.com/NBP2-22381

Updated 6/15/2014 v.20.1

NBP2-22381SS

EpCAM/CD326 Antibody (60N5D8)

Product Information	
Unit Size	0.025 mg
Concentration	0.5 mg/ml
Storage	Store at 4C short term. Aliquot and store at -20C long term. Avoid freeze-thaw cycles.
Clonality	Monoclonal
Clone	60N5D8
Preservative	0.05% Sodium Azide
Isotype	IgG2b Kappa
Purity	Protein G purified
Buffer	0.1 mg antibody in 0.2 ml in PBS and 0.05% BSA


Product Description	
Host	Mouse
Gene ID	4072
Gene Symbol	EPCAM
Species	Human
Species Reactivity	Human
Immunogen	Within the range of amino acids 289-335 were used as the immunogen for the EpCAM antibody.

Product Application Details	
Applications	Western Blot, Flow Cytometry, Immunohistochemistry, Immunohistochemistry-Paraffin
Recommended Dilutions	Flow Cytometry 0.2-1 ug/10 ⁶ cells, Immunohistochemistry 1:10-1:500, Immunohistochemistry-Paraffin 1:200-1:400, Western Blot 2-5 ug/ml

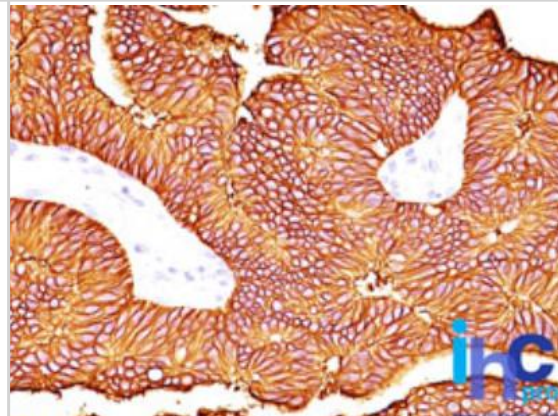


Images

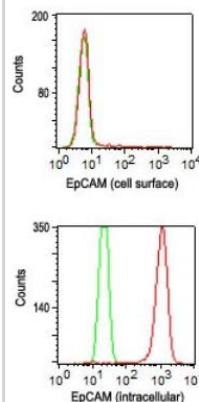
Western Blot: EpCAM/CD326 Antibody (60N5D8) [NBP2-22381] - analysis of EpCAM in HT-29 lysate in the A) absence and B) presence of immunizing peptide using EpCAM antibody at 2 ug/ml. goat anti-mouse Ig HRP secondary antibody and PicoTect ECL substrate solution were used for this test.



Immunohistochemistry-Paraffin: EpCAM/CD326 Antibody (60N5D8) [NBP2-22381] - Formalin-fixed, paraffin-embedded human colon stained with EpCAM antibody (1:200), peroxidase-conjugate and DAB chromogen.



Flow Cytometry: EpCAM/CD326 Antibody (60N5D8) [NBP2-22381] - analysis of HT-29 cells using EpCAM antibody at 0.2 ug/10⁶ cells. this antibody was used for this test. Top picture shows no cell surface staining seen, bottom shows intracellular staining of EpCAM (red represents EpCAM antibody and green represents isotype control).





Novus Biologicals USA

8100 Southpark Way, A-8
Littleton, CO 80120
USA
Phone: 303.730.1950
Toll Free: 1.888.506.6887
Fax: 303.730.1966
novus@novusbio.com

Novus Biologicals Canada

461 North Service Road West, Unit B37
Oakville, ON L6M 2V5
Canada
Phone: 905.827.6400
Toll Free: 855.668.8722
Fax: 905.827.6402
canada@novusbio.com

Novus Biologicals Europe

12 Cambridge Science Park
Cambridge, CB4 0FQ
United Kingdom
Phone: +44 (0)1223 426001
Fax: +44 (0)871 971 1635
europe@novusbio.com

General Contact Information

www.novusbio.com
Technical Support: technical@novusbio.com
Orders: orders@novusbio.com
General: novus@novusbio.com

Limitations

This product is for research use only and is not approved for use in humans or in clinical diagnosis. Primary Antibodies are guaranteed for 1 year from date of receipt.

For more information on our guarantee, please visit www.novusbio.com/guarantee.

