

# **Product Datasheet**

## **Sonic Hedgehog/Shh Antibody**

### **NBP2-22126SS**

Unit Size: 0.025 ml

Store at 4C short term. Aliquot and store at -20C long term. Avoid freeze-thaw cycles.

[www.novusbio.com](http://www.novusbio.com)



[support@novusbio.com](mailto:support@novusbio.com)

Protocols, Publications, Related Products, Reviews, Research Tools and Images at:  
[www.novusbio.com/NBP2-22126](http://www.novusbio.com/NBP2-22126)

Updated 6/15/2014 v.20.1

**NBP2-22126SS****Sonic Hedgehog/Shh Antibody (5H4)****Product Information**

<b>Unit Size</b>	0.025 ml
<b>Concentration</b>	This product is unpurified. The exact concentration of antibody is not quantifiable.
<b>Storage</b>	Store at 4C short term. Aliquot and store at -20C long term. Avoid freeze-thaw cycles.
<b>Clonality</b>	Monoclonal
<b>Clone</b>	5H4
<b>Preservative</b>	0.03% Sodium Azide
<b>Isotype</b>	IgG1
<b>Purity</b>	Ascites
<b>Target Molecular Weight</b>	49.6 kDa

**Product Description**

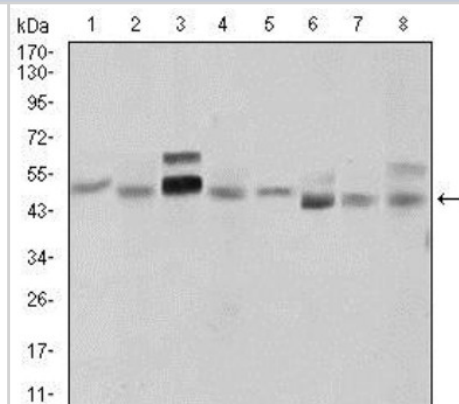
<b>Host</b>	Mouse
<b>Gene ID</b>	6469
<b>Gene Symbol</b>	SHH
<b>Species</b>	Human, Mouse, Primate
<b>Species Reactivity</b>	Human, mouse and monkey.
<b>Immunogen</b>	Purified recombinant fragment of human Sonic Hedgehog (amino acids 26-170) expressed in E. coli. [UniProt# Q15465]

**Product Application Details**

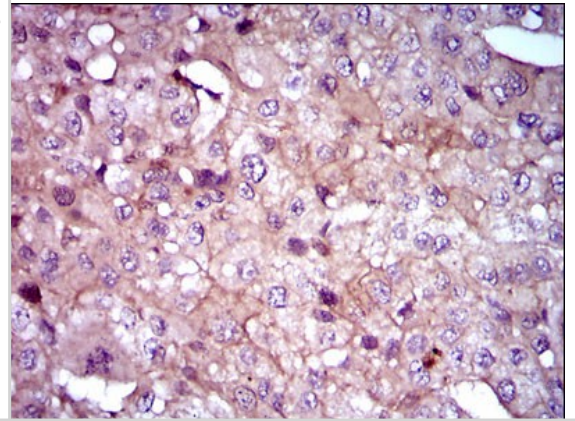
<b>Applications</b>	Western Blot, ELISA, Flow Cytometry, Immunohistochemistry-Paraffin
<b>Recommended Dilutions</b>	ELISA 1:10000, Flow Cytometry 1:200-1:400, Immunohistochemistry-Paraffin 1:200-1:1000, Western Blot 1:500-1:2000
<b>Application Notes</b>	This Sonic Hedgehog (5H4) antibody is useful for Western blot, Immunohistochemistry on paraffin-embedded sections, Flow Cytometry and ELISA.

**Images**

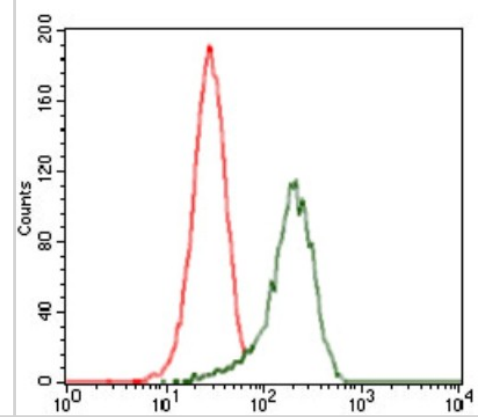
Western Blot: Sonic Hedgehog Antibody (5H4) [NBP2-22126] - Western blot analysis using Sonic Hedgehog mouse mAb against LNCaP (1), HepG2 (2), PANC-1 (3), HeLa (4), SK-N-SH (5), F9 (6), NIH3T3 (7), and COS7 (8) cell lysate.



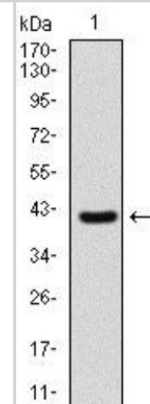
Immunohistochemistry-Paraffin: Sonic Hedgehog Antibody (5H4) [NBP2-22126] - Immunohistochemical analysis of paraffin-embedded liver cancer tissues using Sonic Hedgehog mouse mAb with DAB staining.




Flow Cytometry: Sonic Hedgehog Antibody (5H4) [NBP2-22126] - Flow cytometric analysis of HeLa cells using Sonic Hedgehog mouse mAb (green) and negative control (red).



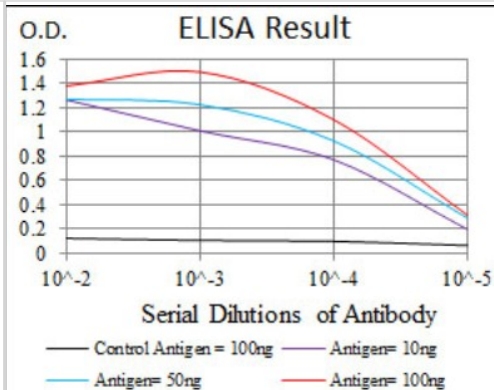
Western Blot: Sonic Hedgehog Antibody (5H4) [NBP2-22126] - Western blot analysis using Sonic Hedgehog mAb against human Sonic Hedgehog recombinant protein. (Expected MW is 41 kDa)



Western Blot: Sonic Hedgehog Antibody (5H4) [NBP2-22126] - Western blot analysis using Sonic Hedgehog mAb against HEK293 (1) and Sonic Hedgehog (AA: 26-161)-hlgGFc transfected HEK293 (2) cell lysate.



ELISA: Sonic Hedgehog Antibody (5H4) [NBP2-22126] - Red: Control Antigen (100ng); Purple: Antigen (10ng); Green: Antigen (50ng); Blue: Antigen (100ng).



**Novus Biologicals USA**

8100 Southpark Way, A-8  
Littleton, CO 80120  
USA  
Phone: 303.730.1950  
Toll Free: 1.888.506.6887  
Fax: 303.730.1966  
[novus@novusbio.com](mailto:novus@novusbio.com)

**Novus Biologicals Canada**

461 North Service Road West, Unit B37  
Oakville, ON L6M 2V5  
Canada  
Phone: 905.827.6400  
Toll Free: 855.668.8722  
Fax: 905.827.6402  
[canada@novusbio.com](mailto:canada@novusbio.com)

**Novus Biologicals Europe**

19 Barton Lane  
Abingdon Science Park  
Abingdon, OX14 3NB, United Kingdom  
Phone: (44) (0) 1235 529449  
Free Phone: 0800 37 34 15  
Fax: (44) (0) 1235 533420  
[info@bio-techne.com](mailto:info@bio-techne.com)

**General Contact Information**

[www.novusbio.com](http://www.novusbio.com)  
Technical Support: [technical@novusbio.com](mailto:technical@novusbio.com)  
Orders: [orders@novusbio.com](mailto:orders@novusbio.com)  
General: [novus@novusbio.com](mailto:novus@novusbio.com)

**Limitations**

This product is for research use only and is not approved for use in humans or in clinical diagnosis. Primary Antibodies are guaranteed for 1 year from date of receipt.

**For more information on our guarantee, please visit [www.novusbio.com/guarantee](http://www.novusbio.com/guarantee).**

