

Product Datasheet

GRP78/HSPA5 Antibody NB300-520SS

Unit Size: 0.025 ml

Aliquot and store at -20C or -80C. Avoid freeze-thaw cycles.

www.novusbio.com



support@novusbio.com

Protocols, Publications, Related Products, Reviews, Research Tools and Images at:
www.novusbio.com/NB300-520

Updated 6/15/2014 v.20.1

NB300-520SS

GRP78/HSPA5 Antibody

Product Information	
Unit Size	0.025 ml
Concentration	1 mg/ml
Storage	Aliquot and store at -20C or -80C. Avoid freeze-thaw cycles.
Clonality	Polyclonal
Preservative	0.05% Sodium Azide
Purity	Immunogen affinity purified
Buffer	PBS, 30% glycerol
Target Molecular Weight	78 kDa

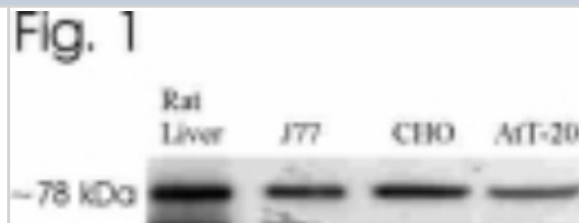
Product Description	
Host	Rabbit
Gene ID	3309
Gene Symbol	HSPA5
Species	Mouse, Rat, Human (Negative), Primate (Negative)
Species Reactivity	Mouse and rat. Does not cross-react with Human or African Green Monkey (COS cells).
Marker	ER Stress Marker
Immunogen	A synthetic peptide made to a C-terminal portion of rat GRP78 (within residues 600-654). [UniProt# P06761]

Product Application Details	
Applications	Western Blot, Simple Western, Immunocytochemistry/Immunofluorescence
Recommended Dilutions	Immunocytochemistry/Immunofluorescence 1:20, Simple Western 1:25, Western Blot 2 ug/ml
Application Notes	This GRP78 antibody is useful for Immunocytochemistry/Immunofluorescence and Western blot. In Western blot this antibody detects a 78 kDa protein representing GRP 78 from rat liver extract and HeLa cells. In ICC/IF, cytoplasmic staining was observed in HeLa cells. In Simple Western only 10-15 uL of the recommended dilution is used per data point.

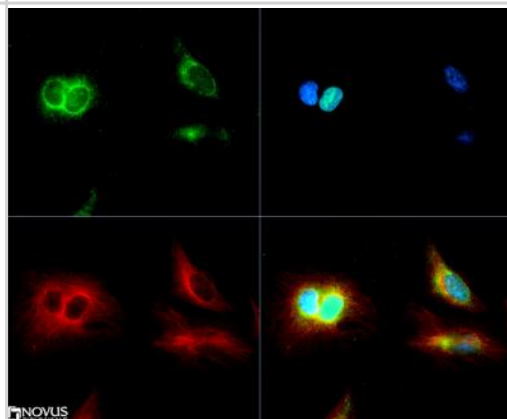


Images

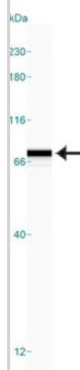
Western Blot: GRP78 Antibody [NB300-520] - Figure 1 shows a Western blot of GRP78 on indicated cell extracts using NB300-520.



Immunocytochemistry/Immunofluorescence: GRP78 Antibody [NB300-520] - GRP78/BIP antibody was tested in HeLa cells with Dylight 488 (green). Nuclei and alpha-tubulin were counterstained with DAPI (blue) and Dylight 550 (red).



Simple Western: GRP78/HSPA5 Antibody [NB300-520] - Simple Western lane view shows a specific band for GRP78 in 1.0 mg/ml of HeLa lysate. This experiment was performed under reducing conditions using the 12-230kDa separation system.





Novus Biologicals USA

8100 Southpark Way, A-8
Littleton, CO 80120
USA
Phone: 303.730.1950
Toll Free: 1.888.506.6887
Fax: 303.730.1966
novus@novusbio.com

Novus Biologicals Canada

461 North Service Road West, Unit B37
Oakville, ON L6M 2V5
Canada
Phone: 905.827.6400
Toll Free: 855.668.8722
Fax: 905.827.6402
canada@novusbio.com

Novus Biologicals Europe

19 Barton Lane
Abingdon Science Park
Abingdon, OX14 3NB, United Kingdom
Phone: (44) (0) 1235 529449
Free Phone: 0800 37 34 15
Fax: (44) (0) 1235 533420
info@bio-techne.com

General Contact Information

www.novusbio.com
Technical Support: technical@novusbio.com
Orders: orders@novusbio.com
General: novus@novusbio.com

Limitations

This product is for research use only and is not approved for use in humans or in clinical diagnosis. Primary Antibodies are guaranteed for 1 year from date of receipt.

For more information on our guarantee, please visit www.novusbio.com/guarantee.

