

Product Datasheet

CA125/MUC16 Antibody

NB200-562

Unit Size: 0.5 mg

Store at 4C. Do not freeze.

www.novusbio.com



support@novusbio.com

Protocols, Publications, Related Products, Reviews, Research Tools and Images at:
www.novusbio.com/NB200-562

Updated 9/27/2011 v.20.1

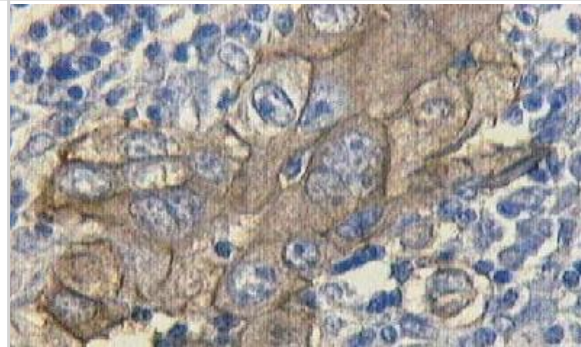
NB200-562

CA125/MUC16 Antibody (X325)

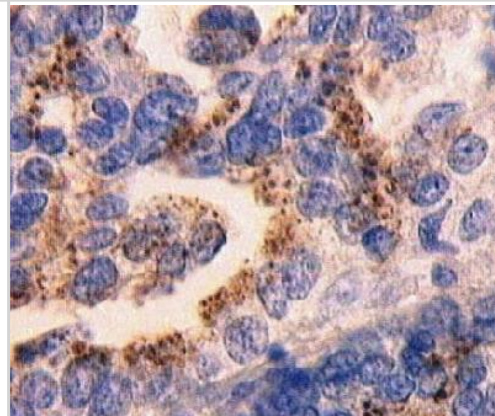
Product Information	
Unit Size	0.5 mg
Concentration	7.1 mg/ml
Storage	Store at 4C. Do not freeze.
Clonality	Monoclonal
Clone	X325
Preservative	0.05% Sodium Azide
Isotype	IgG1
Purity	Ion exchange chromatography
Buffer	10 mM Tris, 0.15 M Sodium Chloride, pH 7.5
Product Description	
Host	Mouse
Gene ID	94025
Gene Symbol	MUC16
Species	Human
Species Reactivity	Not yet tested in other species.
Specificity/Sensitivity	Specific to Cancer Antigen CA125/MUC16 group B.
Immunogen	Full length native protein (purified from human ovarian carcinoma) MUC16/CA125.
Product Application Details	
Applications	Western Blot, ELISA, Immunohistochemistry, Immunohistochemistry-Paraffin
Recommended Dilutions	Western Blot 1:100-1:2000, Immunohistochemistry-Paraffin 1:10-1:500, ELISA 1:100-1:2000, Immunohistochemistry 1:10-1:500

Images

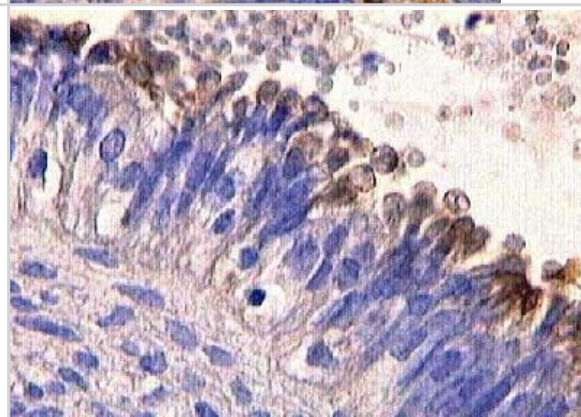
Immunohistochemistry: CA125 Antibody (X325) [NB200-562] - NB 200-562 staining MUC16 in human urinary bladder tissue (transition cells cancer) by Immunohistochemistry (FFPE-sections).



Flow Cytometry: CA125 Antibody (X325) [NB200-562] - NB 200-565 staining MUC16 in human lung tissue (alveolocytes type II) by Immunohistochemistry (FFPE-sections).



Immunohistochemistry: CA125 Antibody (X325) [NB200-562] - NB 200-562 staining MUC16 in human benign ovarian tumor tissue (serous papillary cystadenoma) by Immunohistochemistry (FFPE-sections).





Novus Biologicals USA

8100 Southpark Way, A-8
Littleton, CO 80120
USA
Phone: 303.730.1950
Toll Free: 1.888.506.6887
Fax: 303.730.1966
novus@novusbio.com

Novus Biologicals Canada

461 North Service Road West, Unit B37
Oakville, ON L6M 2V5
Canada
Phone: 905.827.6400
Toll Free: 855.668.8722
Fax: 905.827.6402
canada@novusbio.com

Novus Biologicals Europe

19 Barton Lane
Abingdon Science Park
Abingdon, OX14 3NB, United Kingdom
Phone: (44) (0) 1235 529449
Free Phone: 0800 37 34 15
Fax: (44) (0) 1235 533420
info@bio-techne.com

General Contact Information

www.novusbio.com
Technical Support: technical@novusbio.com
Orders: orders@novusbio.com
General: novus@novusbio.com

Products Related to NB200-562

NBP2-33376H	Blue Marker Antibody (6F4-F6) [HRP]
NB720-B	Rabbit anti-Mouse IgG Antibody [Biotin]
NBP1-97005	Mouse IgG1 Isotype Control
H00094025-Q01-10ug	CA125/MUC16 Partial Recombinant Protein

Limitations

This product is for research use only and is not approved for use in humans or in clinical diagnosis. Primary Antibodies are guaranteed for 1 year from date of receipt.

For more information on our guarantee, please visit www.novusbio.com/guarantee.

