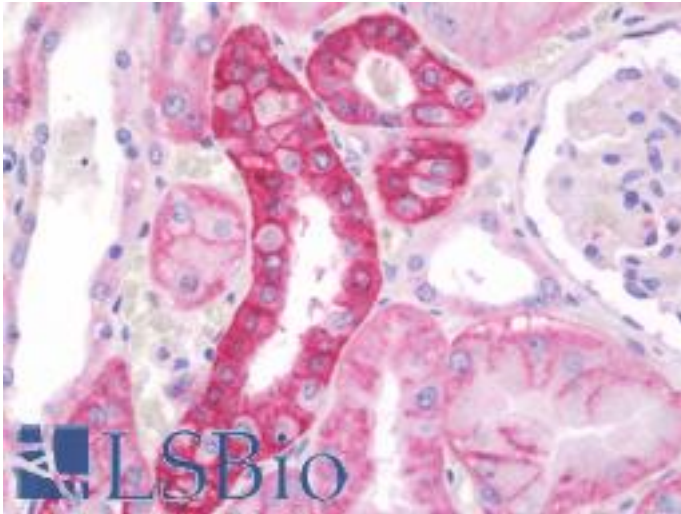


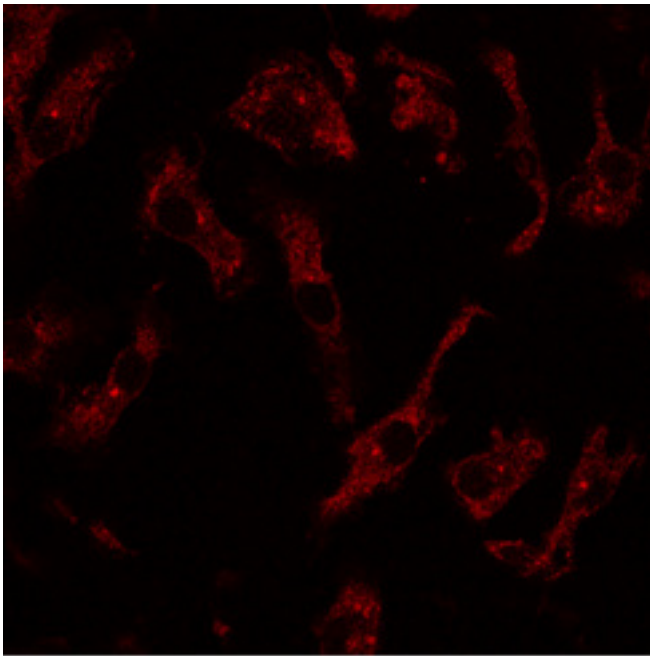
RAB8A / RAB8 Goat anti-Mouse Polyclonal (C-Terminus) Antibody - LS-B9782 - LSBio	
CatalogID:	LS-B9782
Validation:	This antibody replaces catalog number LS-C204236. It has been validated for use in the following assays: IHC-P.
Target:	RAB8A, member RAS oncogene family
Synonyms:	RAB8A Antibody, RAB8 Antibody, Ras-related protein rab-8 Antibody, Oncogene c-mel Antibody, Ras-associated protein RAB8 Antibody, Ras-related protein Rab-8A Antibody, MEL Antibody
Family / Subfamily:	Ras GTPase superfamily IPR001806 / not assigned-Ras GTPase superfamily IPR001806
Host	RAB8A antibody was produced in Goat
Clonality:	Polyclonal
Isotype:	IgG
Immunogen Species:	RAB8A / RAB8 antibody was raised against Mouse
Antigen Type:	Recombinant protein
Immunogen:	RAB8A / RAB8 antibody was raised against purified recombinant peptide derived from within residues 170 aa to the C-terminus of mouse Rab8a and Rab8b produced in E. coli.
Specificity:	Detects a band of 24 kDa by Western blot in the following human, rat and mouse whole cell lysates and transfected cells with GFP-Rab8a and GFP-Rab8b cds.
Epitope:	C-Terminus
Reactivity:	Mouse, Human, Rat
Predicted Reactivity:	Monkey, Canine
Purification:	Immunoaffinity purified
Presentation:	PBS, 20% glycerol, 0.05% sodium azide.
Recommended Storage:	Store at 4°C short term. Aliquot and store at -20°C long term. Avoid freeze-thaw cycles.
Uses:	IHC - Paraffin (5 µg/ml), Immunofluorescence (1:100 - 1:250), Western blot (1:250 - 1:2000) (Optimal dilution to be determined by the researcher)
Size:	100 µl

Immunohistochemistry Image:



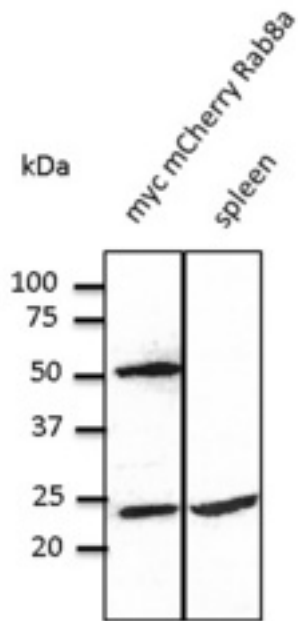
Human Kidney: Formalin-Fixed, Paraffin-Embedded (FFPE)

Immunofluorescence Image:



Immunofluorescence - anti-Rab8 antibody at 1:100 dilution using primary macrophages. Cells were fixed with 4% of PFA.

Western Blot Image:



Western blot. Anti-Rab8 antibody at 1:500 dilution. Lysates at 50 ug per lane. Rabbit polyclonal to goat IgG (HRP) at 1:10000 dilution.

Requested From:

Japan

Laboratory Reagent For In Vitro Research Use Only

Not for resale without prior written consent from LifeSpan BioSciences, Inc.

Created on 9/24/2014

© 2014 LifeSpan BioSciences