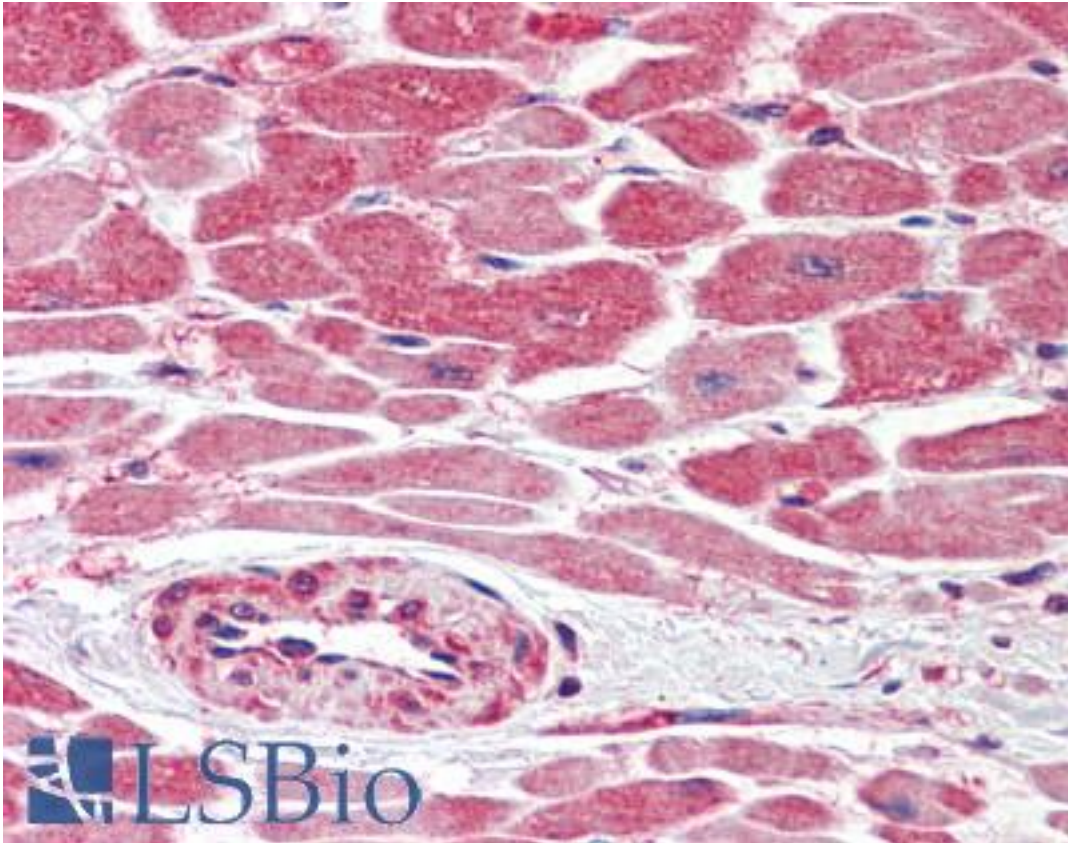


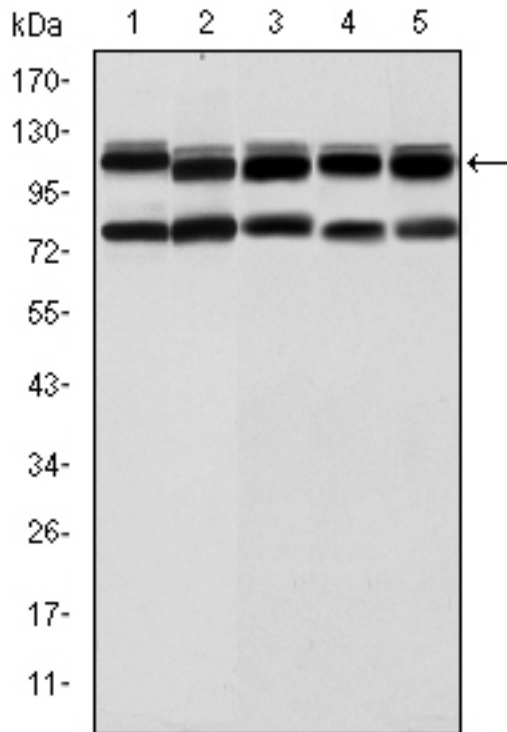
BMPR-II / BMPR2 Mouse anti-Human Monoclonal (1F12) Antibody - LS-B9506 - LSBio	
CatalogID:	LS-B9506
Validation:	This antibody replaces catalog number LS-C169333. It has been validated for use in the following assays: IHC-P.
Target:	bone morphogenetic protein receptor, type II (serine/threonine kinase) (BMPR2)
Synonyms:	BMPR2 Antibody, BMPR-II Antibody, BMPR-2 Antibody, BMPR3 Antibody, BMP type II receptor Antibody, BRK-3 Antibody, PPH1 Antibody, T-ALK Antibody, BMP type-2 receptor Antibody, BMR2 Antibody
Family / Subfamily:	Protein Kinase / Activin/TGFb
Host	BMPR2 antibody was produced in Mouse
Clonality:	Monoclonal
Isotype:	IgG1
Clone Name:	1F12
Immunogen Species:	BMPR-II / BMPR2 antibody was raised against Human
Antigen Type:	Recombinant protein
Immunogen:	BMPR-II / BMPR2 antibody was raised against purified recombinant fragment of human BMPR2 expressed in E. coli.
Specificity:	Human BMPR-II / BMPR2
Reactivity:	Human, Monkey, Mouse, Rat
Purification:	Ascites
Presentation:	Ascites, 0.03% sodium azide
Recommended Storage:	Long term: -20°C; Short term: +4°C; Avoid freeze-thaw cycles.
Uses:	IHC - Paraffin (1:50), Western blot (1:500 - 1:2000), ELISA (1:10000) (Optimal dilution to be determined by the researcher)
Size:	50 µl

Immunohistochemistry Image:



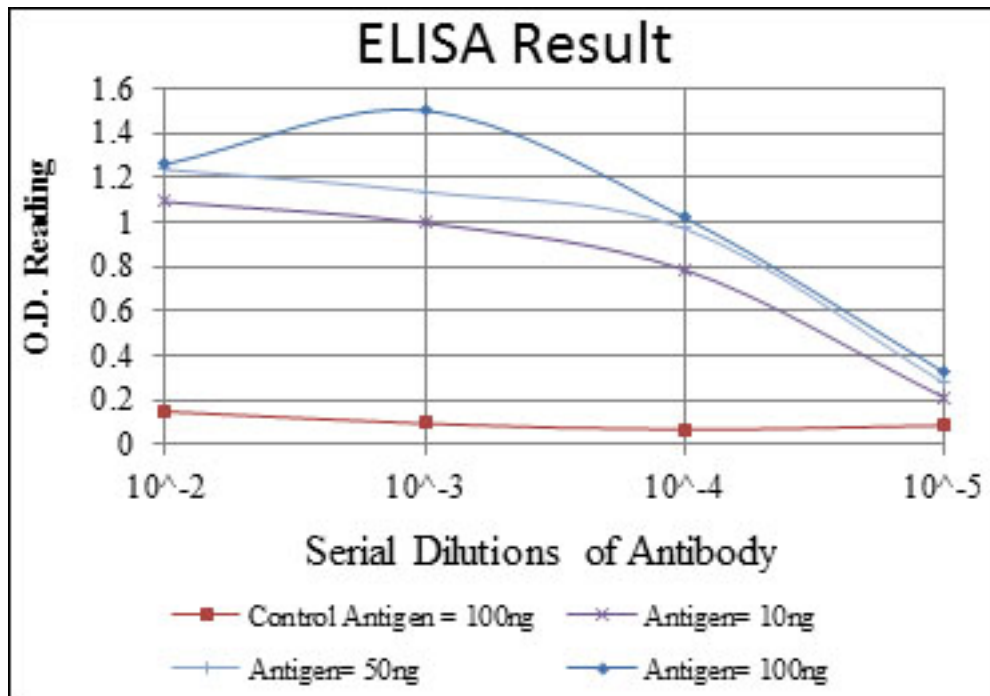
Human Heart: Formalin-Fixed, Paraffin-Embedded (FFPE)

Western Blot Image:



Western blot of BMPR2 mouse mAb against HeLa (1), A431 (2), NIH/3T3 (3), Cos7 (4) and PC-12 (5) cell lysate.

ELISA Image:



Red: Control Antigen (100ng); Purple: Antigen (10ng); Green: Antigen (50ng); Blue: Antigen (100ng);

Requested From:	Japan
Laboratory Reagent For In Vitro Research Use Only	
Not for resale without prior written consent from LifeSpan BioSciences, Inc.	
Created on 9/24/2014	
© 2014 LifeSpan BioSciences	