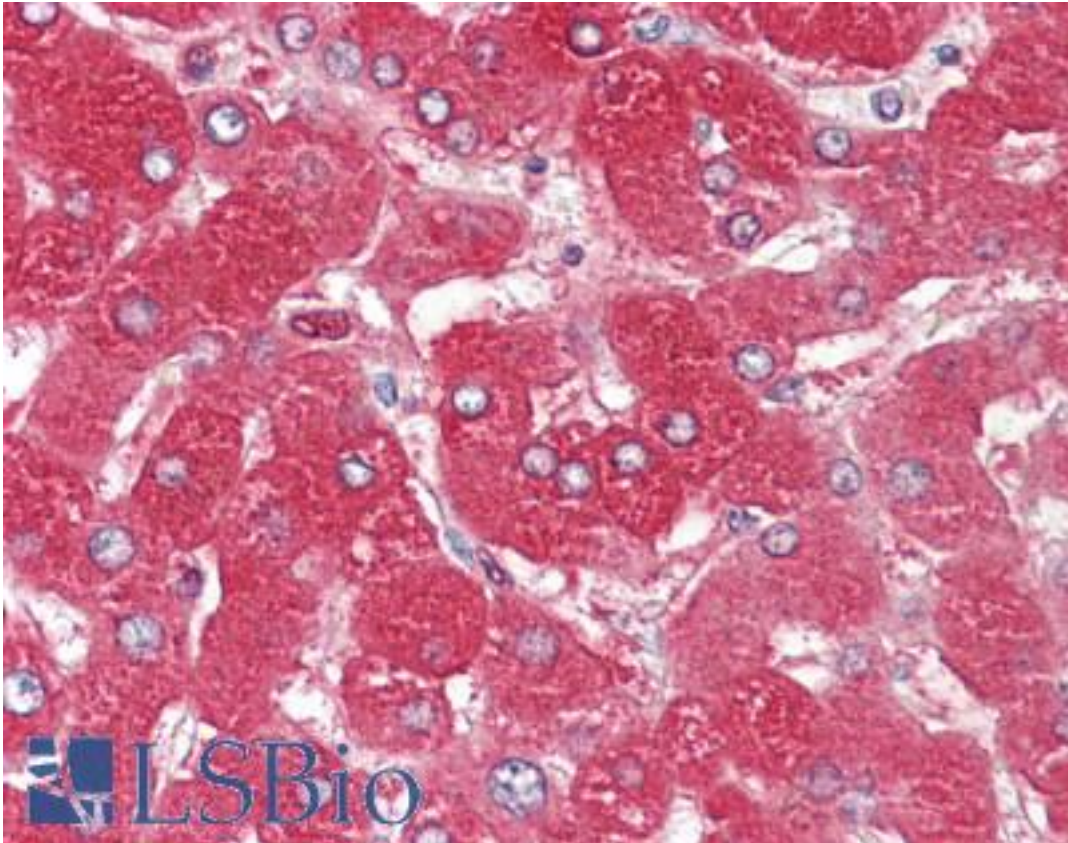


ORM1 / Orosomuroid Mouse anti-Human Monoclonal Antibody - LS-B7838 - LSBio

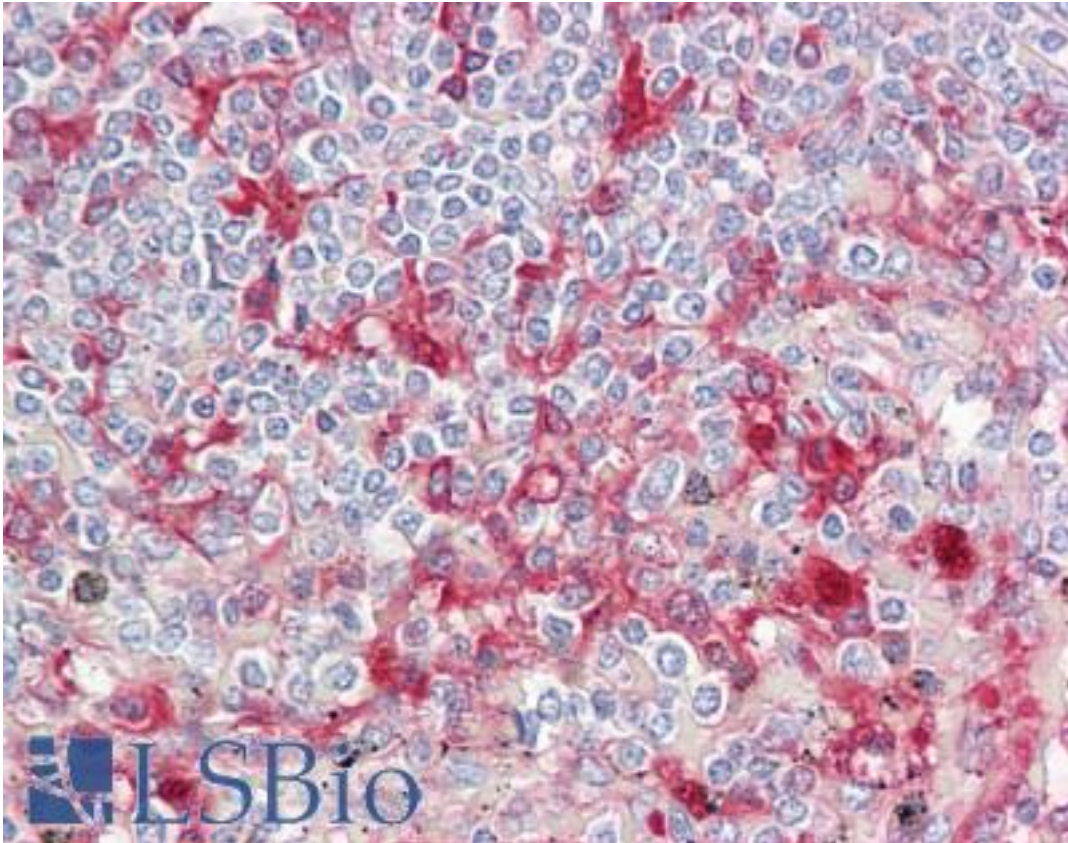
CatalogID:	LS-B7838
Validation:	This antibody replaces catalog number LS-C62021. It has been validated for use in the following assays: IHC-P.
Target:	orosomuroid 1 (ORM1)
Synonyms:	ORM1 Antibody, AGP-A Antibody, Alpha-1-acid glycoprotein 1 Antibody, AGP 1 Antibody, AGP1 Antibody, Alpha-1-acid glycoprotein 2 Antibody, OMD 1 Antibody, Orosomuroid Antibody, Orosomuroid-1 Antibody, ORM Antibody, Orosomuroid 1 Antibody
Host	ORM1 antibody was produced in Mouse
Clonality:	Monoclonal
Isotype:	IgG1,k
Immunogen Species:	ORM1 / Orosomuroid antibody was raised against Human
Immunogen:	ORM1 / Orosomuroid antibody was raised against protein purified from Human plasma.
Reactivity:	Human
Purification:	Ammonium sulfate precipitation
Presentation:	HEPES with 0.15M NaCl, 0.01% BSA, 0.03% sodium azide, and 50% glycerol
Recommended Storage:	Long term: -20°C; Short term: -20°C
Uses:	IHC - Paraffin (1:200), Western blot (1:1000) (Optimal dilution to be determined by the researcher)
Size:	50 µl

Immunohistochemistry Image:



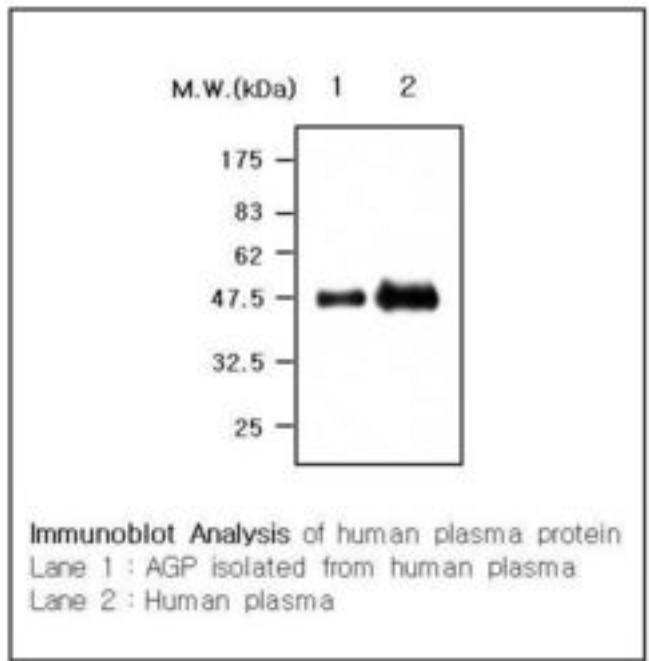
Anti-ORM1 / Orosomucoid antibody IHC of human liver. Immunohistochemistry of formalin-fixed, paraffin-embedded tissue after heat-induced antigen retrieval. Antibody LS-B7838 dilution 1:200.

Immunohistochemistry Image:



Anti-ORM1 / Orosomucoid antibody IHC of human spleen. Immunohistochemistry of formalin-fixed, paraffin-embedded tissue after heat-induced antigen retrieval. Antibody LS-B7838 dilution 1:200.

Western Blot Image:



Requested From:

Japan

Laboratory Reagent For In Vitro Research Use Only

Not for resale without prior written consent from LifeSpan BioSciences, Inc.

Created on 9/24/2014

© 2014 LifeSpan BioSciences