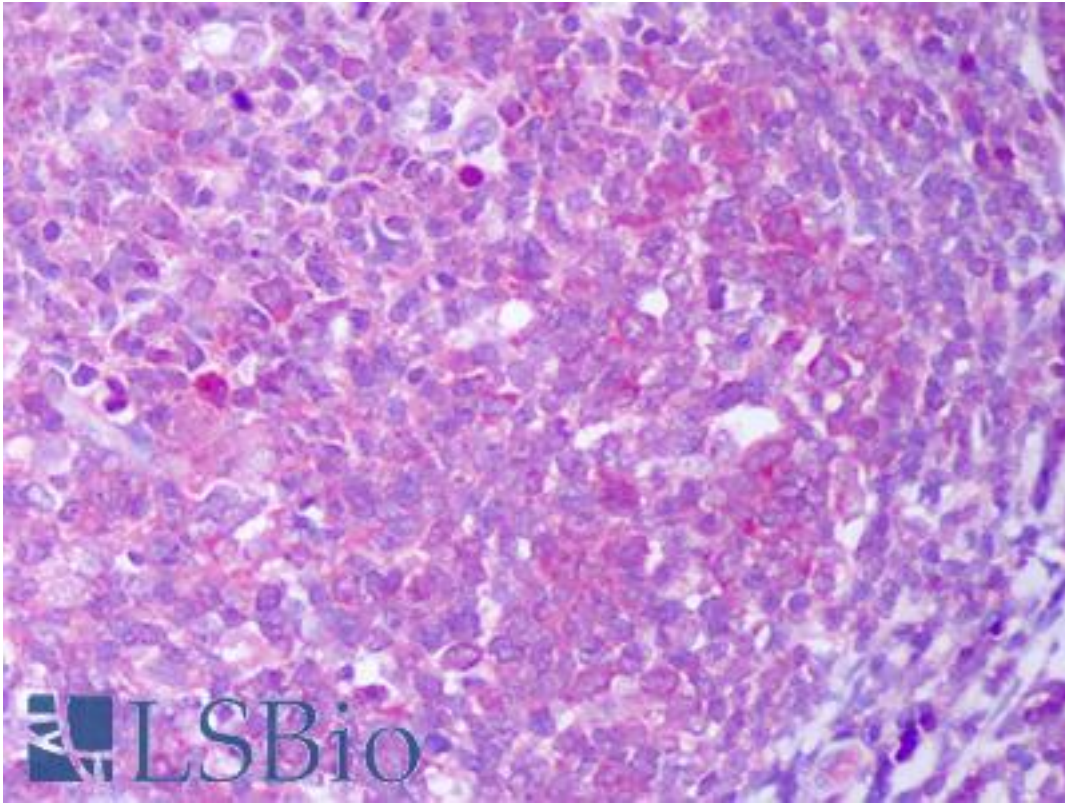


**IL13 Rabbit anti-Human Polyclonal Antibody - LS-B7417 - LSBio**


<b>CatalogID:</b>	LS-B7417
<b>Validation:</b>	This antibody replaces catalog number LS-C104383. It has been validated for use in the following assays: IHC-P.
<b>Target:</b>	interleukin 13 (IL13)
<b>Synonyms:</b>	IL13 Antibody, Allergic rhinitis Antibody, ALRH Antibody, BHR1 Antibody, Interleukin-13 Antibody, NC30 Antibody, p600 Antibody, IL-13 Antibody, Interleukin 13 Antibody
<b>Family / Subfamily:</b>	Hormone / not assigned-Hormone
<b>Host</b>	IL13 antibody was produced in Rabbit
<b>Clonality:</b>	Polyclonal
<b>Isotype:</b>	IgG
<b>Immunogen Species:</b>	IL13 antibody was raised against Human
<b>Antigen Type:</b>	Cell extract
<b>Immunogen:</b>	IL13 antibody was raised against e.coli derived recombinant Human IL-13.
<b>Specificity:</b>	Human IL-13
<b>Reactivity:</b>	Human
<b>Purification:</b>	Immunoaffinity purified
<b>Reconstitution:</b>	Sterile water. Possible additional volumes for resuspension: 50 µl
<b>Presentation:</b>	Lyophilized from PBS, pH 7.2
<b>Recommended Storage:</b>	Store Lyophilized at room temperature up to 1 month; Reconstituted for up to two weeks at 2-8°C. Aliquot and freeze at -20°C for long term storage. Avoid freeze/thaw cycles.
<b>Usage Summary:</b>	<p>Immunohistochemistry: LS-B7417 in an IHC-plus antibody, validated by our pathologists for use in IHC against formalin-fixed, paraffin-embedded human tissues (IHC validation procedure). A concentration of 5 µg/ml is recommended.</p> <p>Neutralization: To yield one-half maximal inhibition [ND] of the biological activity of hIL-13 (2 ng/ml), a concentration of 0.12-0.15 µg/ml of this antibody is required.</p> <p>ELISA: To detect hIL-13 by sandwich ELISA (using 100 µl/well antibody solution) a concentration of 0.5-2 µg/ml of this antibody is required. This antigen affinity purified antibody, in conjunction with Biotinylated Anti-Human IL-13 (LS-C104340) as a detection antibody, allows the detection of at least 0.2-0.4 ng/well of recombinant hIL-13. Western Blot: To detect hIL-13 by Western Blot analysis this antibody can be used at a concentration of 0.1-0.2 µg/ml. Used in conjunction with compatible secondary reagents the detection limit for recombinant hIL-13 is 1.5-3 ng/lane, under either reducing or non-reducing conditions.</p>
<b>Uses:</b>	IHC - Paraffin (5 µg/ml), Western blot (0.1 - 0.2 µg/ml), ELISA (0.5 - 2 µg/ml), Neutralization (0.12 - 0.15 µg/ml) (Optimal dilution to be determined by the researcher)
<b>Size:</b>	50 µg

**Immunohistochemistry Image:**




Anti-IL-13 antibody IHC of human tonsil, germinal center. Immunohistochemistry of formalin-fixed, paraffin-embedded tissue after heat-induced antigen retrieval. Antibody LS-B7417 concentration 5 ug/ml.

**Western Blot Image:**



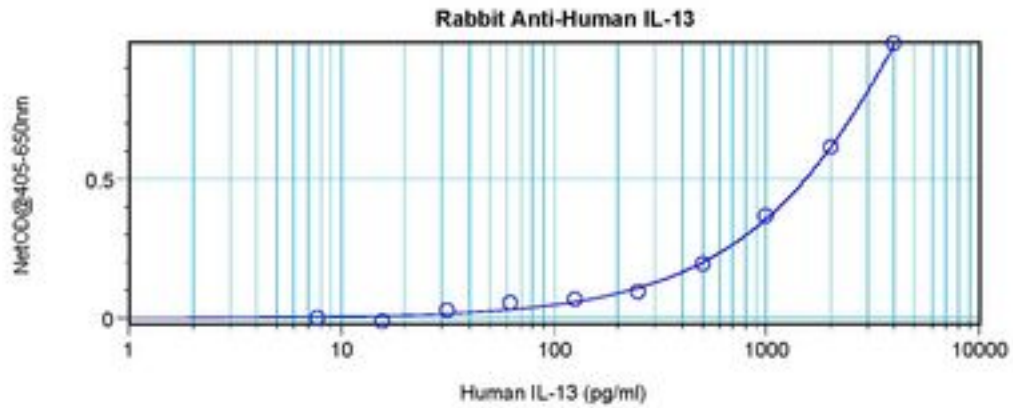
Western Blot (non-reducing) of IL-13 antibody LS-B7417

**Western Blot Image:**



Western Blot (reducing) of IL-13 antibody LS-B7417

**ELISA Image:**



Sandwich ELISA of IL-13 antibody LS-B7417

**Requested From:**

Japan

Laboratory Reagent For In Vitro Research Use Only

Not for resale without prior written consent from LifeSpan BioSciences, Inc.

Created on 9/24/2014

© 2014 LifeSpan BioSciences