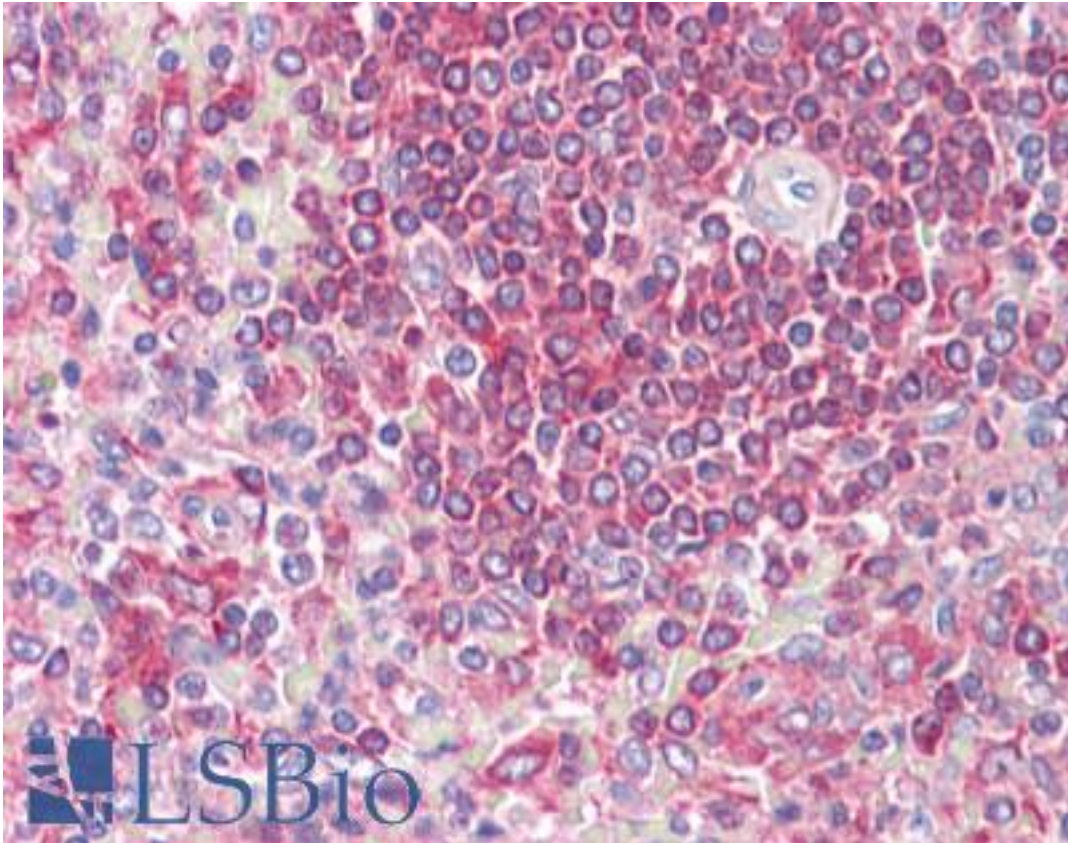


SNX2 Rabbit anti-Human Polyclonal (aa120-170) Antibody - LS-B7215 - LSBio

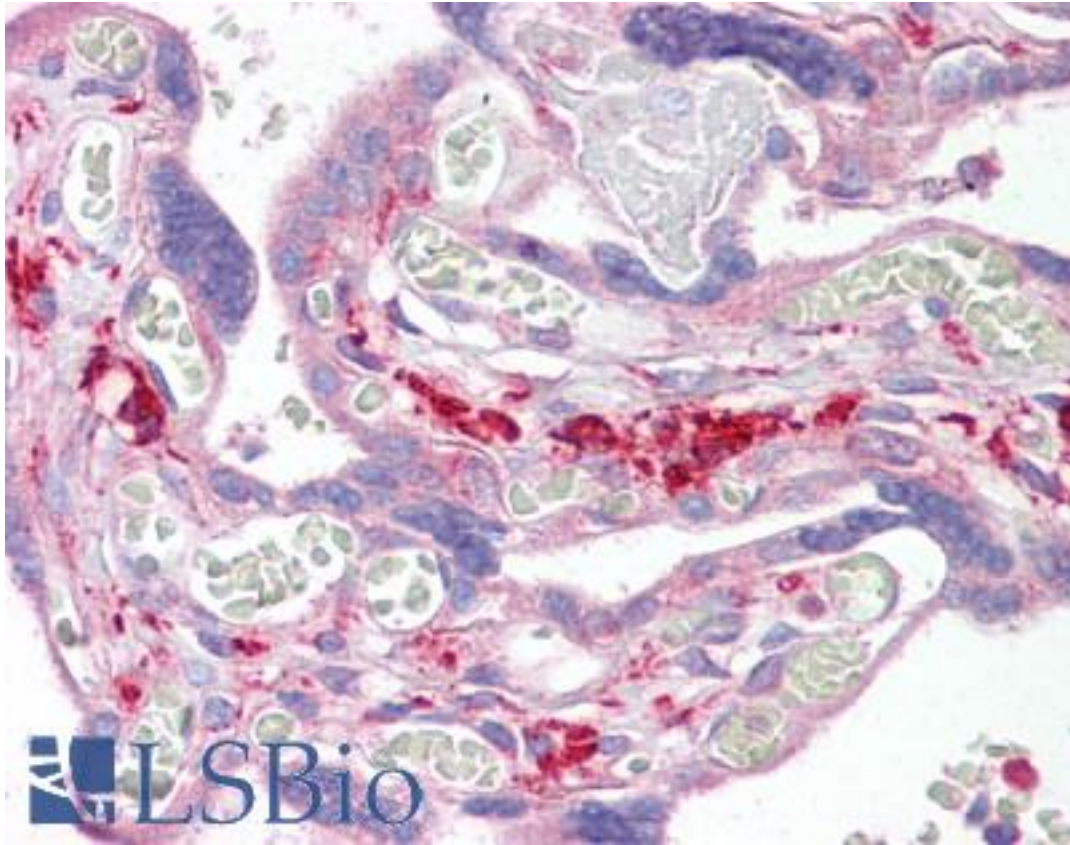
CatalogID:	LS-B7215
Validation:	This antibody replaces catalog number LS-C148456. It has been validated for use in the following assays: IHC-P.
Target:	sorting nexin 2 (SNX2)
Synonyms:	SNX2 Antibody, Sorting nexin 2 Antibody, Sorting nexin-2 Antibody, TRG-9 Antibody
Host	SNX2 antibody was produced in Rabbit
Clonality:	Polyclonal
Immunogen Species:	SNX2 antibody was raised against Human
Antigen Type:	Synthetic peptide
Immunogen:	SNX2 antibody was raised against a portion of amino acids 120-170 of human Snx2 was used as the immunogen.
Specificity:	Human SNX2
Epitope:	aa120-170
Reactivity:	Human, Monkey, Mouse, Rat
Purification:	Immunoaffinity purified
Presentation:	PBS, 0.05% BSA, 0.05% sodium azide
Recommended Storage:	Store at 4°C for short term applications. For long term storage, aliquot and store at -20°C.
Uses:	IHC - Paraffin (10 µg/ml), Western blot (0.25 - 0.5 µg/ml) (Optimal dilution to be determined by the researcher)
Size:	50 µg
Concentration:	0.5 mg/ml

Immunohistochemistry Image:



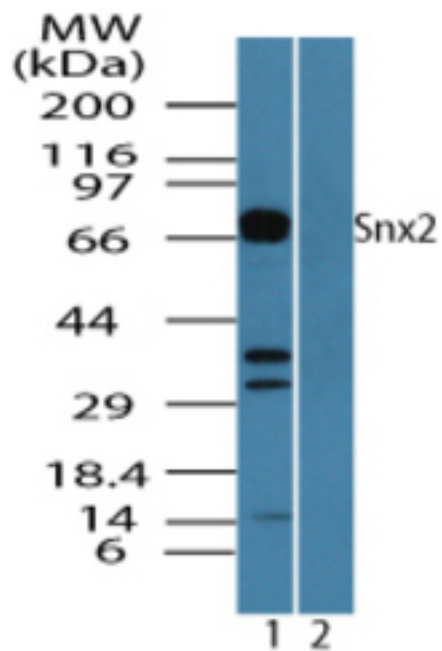
Anti-SNX2 antibody IHC of human spleen. Immunohistochemistry of formalin-fixed, paraffin-embedded tissue after heat-induced antigen retrieval. Antibody LS-B7215 concentration 10 ug/ml.

Immunohistochemistry Image:



Anti-SNX2 antibody IHC of human placenta. Immunohistochemistry of formalin-fixed, paraffin-embedded tissue after heat-induced antigen retrieval. Antibody LS-B7215 concentration 10 ug/ml.

Western Blot Image:



Western blot of Snx2 in mouse placenta lysate in the 1) absence and 2) presence of immunizing peptide using LS-B7215 at 0.25 ug/ml.

Requested From:

Japan

Laboratory Reagent For In Vitro Research Use Only

Not for resale without prior written consent from LifeSpan BioSciences, Inc.

Created on 9/24/2014

© 2014 LifeSpan BioSciences