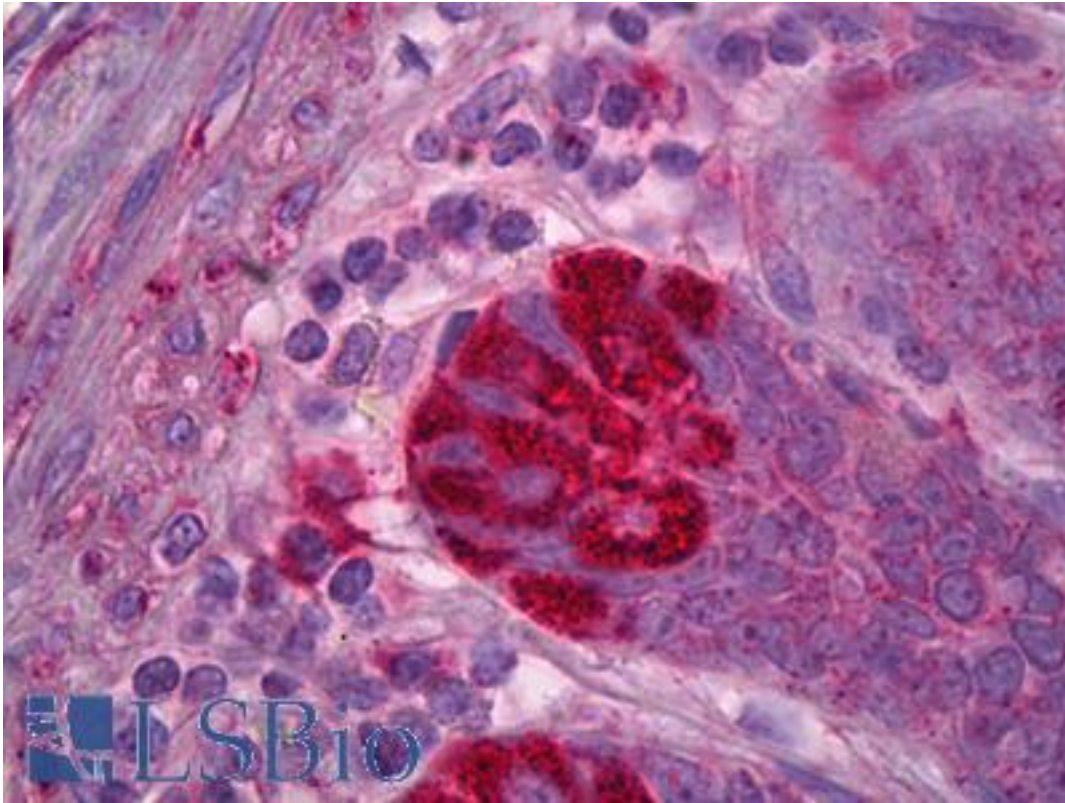


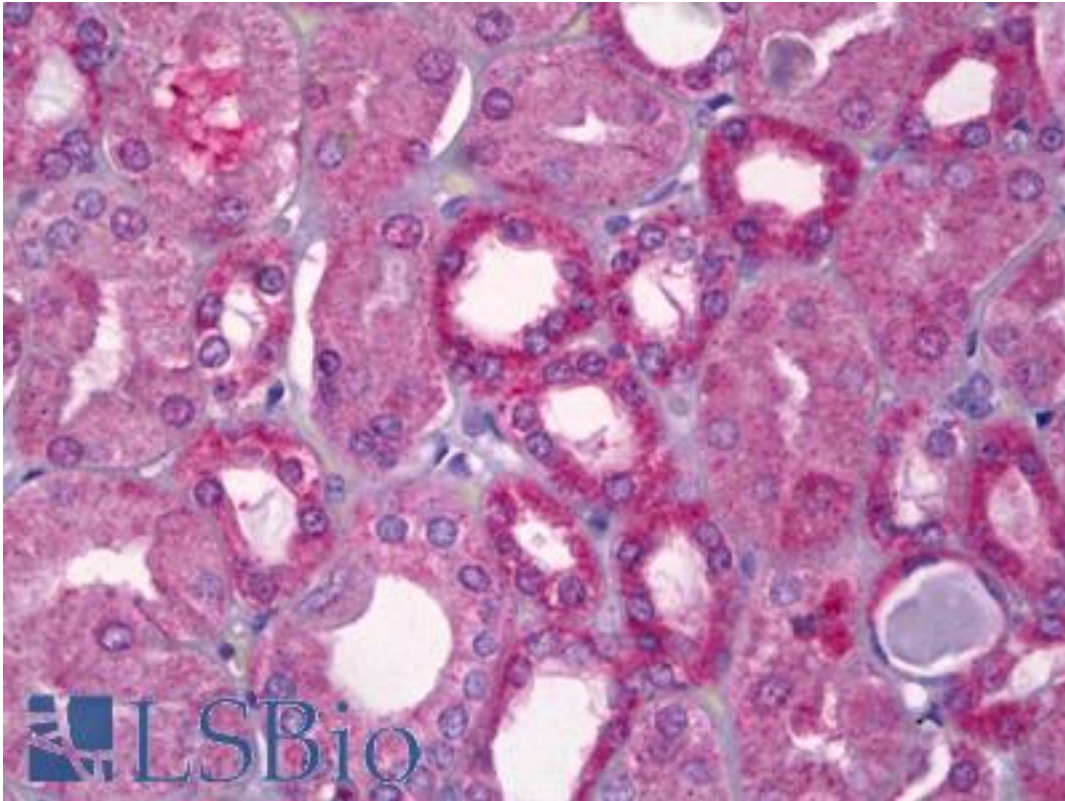
MAPK8 / JNK1 / JNK Mouse anti-Human Monoclonal (1A2) Antibody - LS-B6412 - LSBio	
CatalogID:	LS-B6412
Validation:	This antibody replaces catalog number LS-C139144. It has been validated for use in the following assays: IHC-P.
Target:	mitogen-activated protein kinase 8 (MAPK8)
Synonyms:	MAPK8 Antibody, JNK Antibody, JNK1 Antibody, JNK1A2 Antibody, JNK-46 Antibody, MAP kinase 8 Antibody, PRKM8 Antibody, SAPK1 Antibody, SAPK1c Antibody, MAPK 8 Antibody, C-Jun N-terminal kinase 1 Antibody, JNK21B1/2 Antibody, JUN N-terminal kinase Antibody
Family / Subfamily:	Protein Kinase / MAPK
Host	MAPK8 antibody was produced in Mouse
Clonality:	Monoclonal
Isotype:	IgG2a,k
Clone Name:	1A2
Immunogen Species:	MAPK8 / JNK1 / JNK antibody was raised against Human
Antigen Type:	Recombinant protein
Immunogen:	MAPK8 / JNK1 / JNK antibody was raised against recombinant protein
Specificity:	Human MAPK8 / JNK1
Reactivity:	Human
Purification:	Protein A purified
Presentation:	PBS, pH 7.2
Recommended Storage:	Short term 4°C, long term aliquot and store at -20°C, avoid freeze thaw cycles.
Usage Summary:	Western Blot: Tissue lysate, Cell lysate, Recombinant protein.
Uses:	IHC - Paraffin (5 µg/ml), Western blot, ELISA (Optimal dilution to be determined by the researcher)
Size:	50 µg

Immunohistochemistry Image:



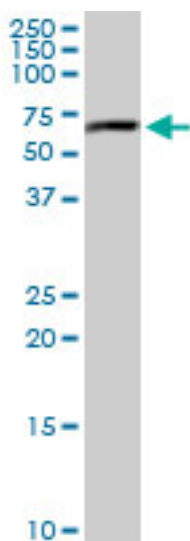
Anti-MAPK8 / JNK1 antibody IHC of human small intestine. Immunohistochemistry of formalin-fixed, paraffin-embedded tissue after heat-induced antigen retrieval. Antibody LS-B6412 concentration 5 ug/ml.

Immunohistochemistry Image:



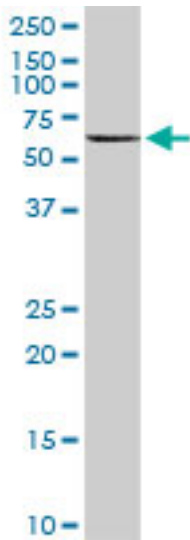
Anti-MAPK8 / JNK1 antibody IHC of human kidney. Immunohistochemistry of formalin-fixed, paraffin-embedded tissue after heat-induced antigen retrieval. Antibody LS-B6412 concentration 5 ug/ml.

Western Blot Image:



MAPK8 monoclonal antibody, clone 1A2. Western blot of MAPK8 expression in A-431.

Western Blot Image:



MAPK8 monoclonal antibody, clone 1A2. Western blot of MAPK8 expression in human kidney.

Requested From:

Japan

Laboratory Reagent For In Vitro Research Use Only

Not for resale without prior written consent from LifeSpan BioSciences, Inc.

Created on 9/24/2014

© 2014 LifeSpan BioSciences