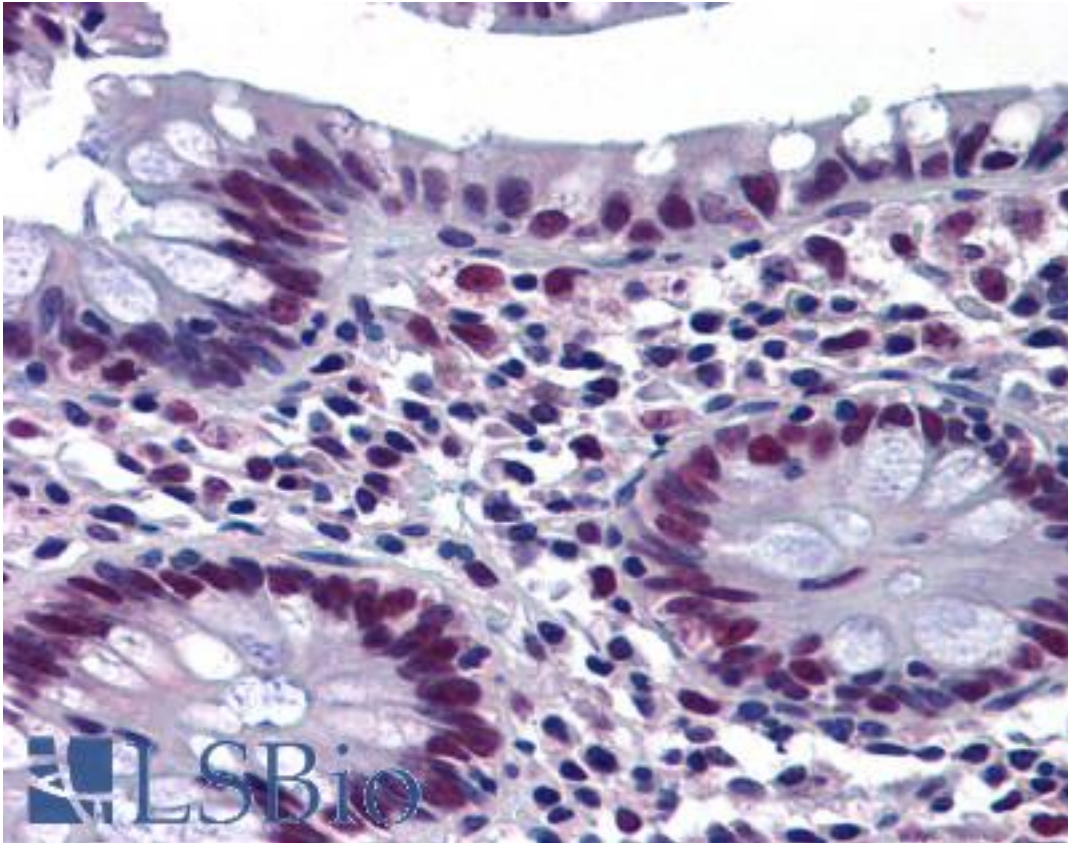


CHEK2 / CHK2 Mouse anti-Human Monoclonal (4B7) Antibody - LS-B6212 - LSBio

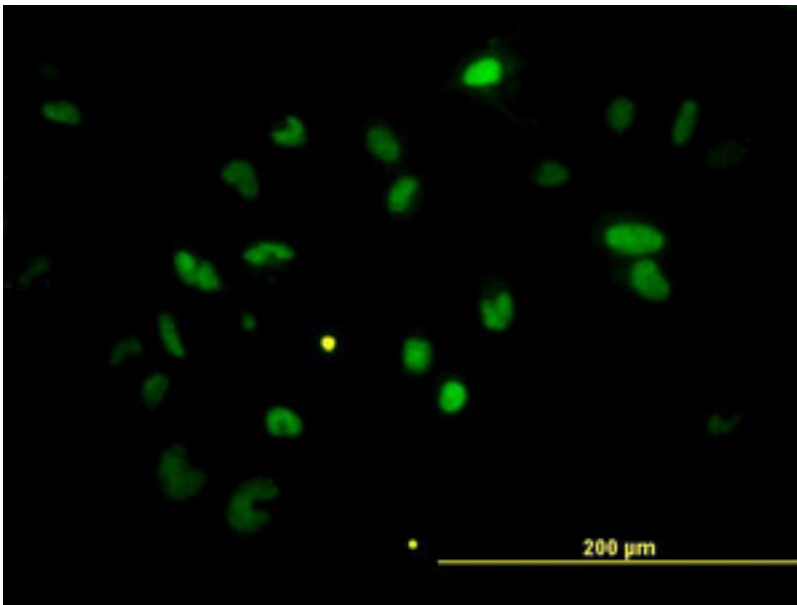
CatalogID:	LS-B6212
Validation:	This antibody replaces catalog number LS-C133680. It has been validated for use in the following assays: IHC-P.
Target:	checkpoint kinase 2 (CHEK2)
Synonyms:	CHEK2 Antibody, BA444G7 Antibody, Cds1 homolog Antibody, Checkpoint kinase 2 Antibody, Checkpoint-like protein CHK2 Antibody, CHK2 checkpoint homolog Antibody, CHK2 Antibody, HCds1 Antibody, LFS2 Antibody, RAD53 Antibody, Rad53 homolog Antibody, HCHK2 Antibody, HuCds1 Antibody, PP1425 Antibody
Family / Subfamily:	Protein Kinase / CDS1
Host	CHEK2 antibody was produced in Mouse
Clonality:	Monoclonal
Isotype:	IgG2a,k
Clone Name:	4B7
Immunogen Species:	CHEK2 / CHK2 antibody was raised against Human
Immunogen:	CHEK2 / CHK2 antibody was raised against cHEK2 (AAH04207, 1 a.a. ~ 544 a.a) full length recombinant protein with GST tag. MW of the GST tag alone is 26 KDa.
Specificity:	Human Chk2
Reactivity:	Human
Purification:	Protein A purified
Presentation:	PBS, pH 7.2
Recommended Storage:	Store at -20°C or lower. Aliquot to avoid repeated freezing and thawing.
Usage Summary:	Immunohistochemistry: Formalin-fixed paraffin-embedded sections. ELISA: Recombinant protein. Western Blot using cell line lysates and the recombinant protein used as the immunogen.
Uses:	IHC - Paraffin (3 - 5 µg/ml), Immunofluorescence (10 µg/ml), Western blot (1:500 - 1:1000), ELISA (Optimal dilution to be determined by the researcher)
Size:	50 µg
Concentration:	0.37 mg/ml

Immunohistochemistry Image:



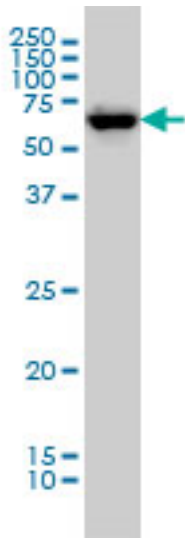
Anti-CHEK2 / CHK2 antibody IHC of human colon. Immunohistochemistry of formalin-fixed, paraffin-embedded tissue after heat-induced antigen retrieval. Antibody LS-B6212 concentration 3 ug/ml.

Immunofluorescence Image:



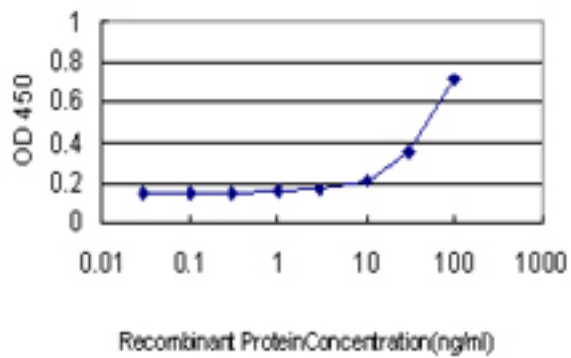
Immunofluorescence of monoclonal antibody to CHEK2 on HeLa cell. [antibody concentration 10 ug/ml]

Western Blot Image:



Antibody LS-B6212, Western blot of CHEK2 expression in HeLa NE.

ELISA Image:



Detection limit for recombinant GST tagged CHEK2 is approximately 3 ng/ml as a capture antibody.

Requested From:

Japan

Laboratory Reagent For In Vitro Research Use Only

Not for resale without prior written consent from LifeSpan BioSciences, Inc.

Created on 9/24/2014

© 2014 LifeSpan BioSciences