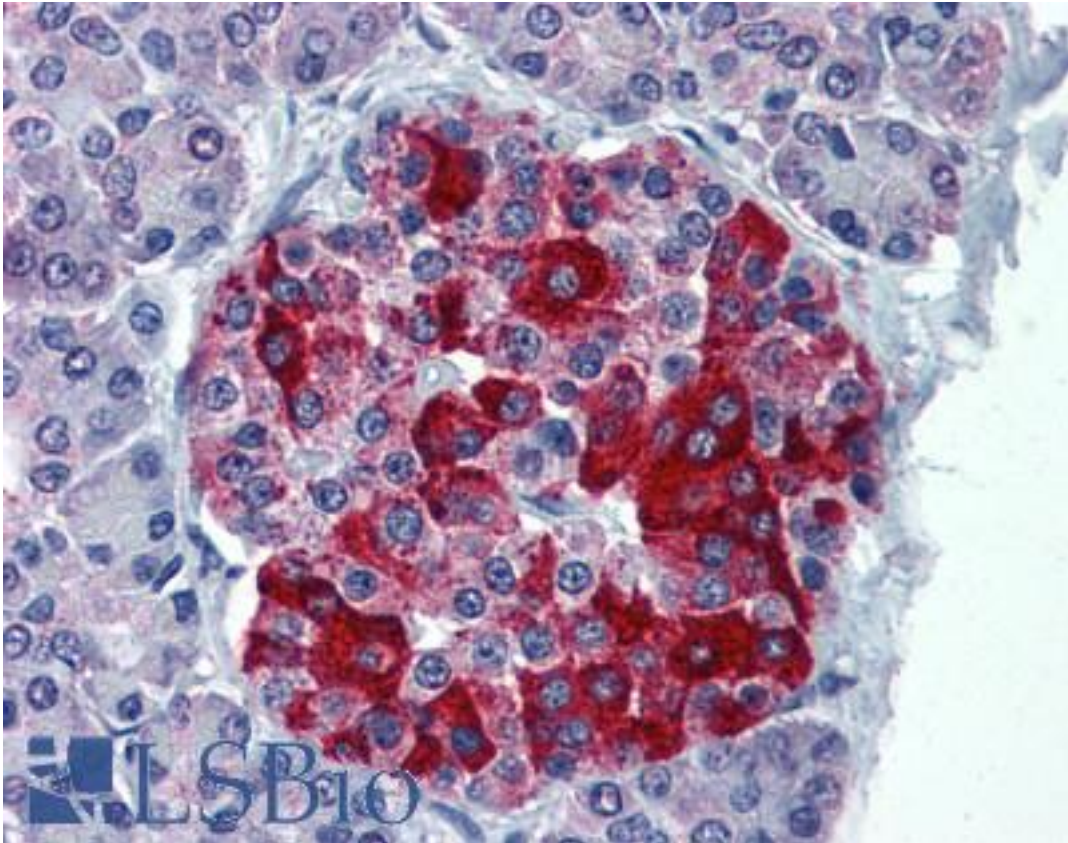


RBP / RBP4 Mouse anti-Human Monoclonal (3D12) Antibody - LS-B6143 - LSBio

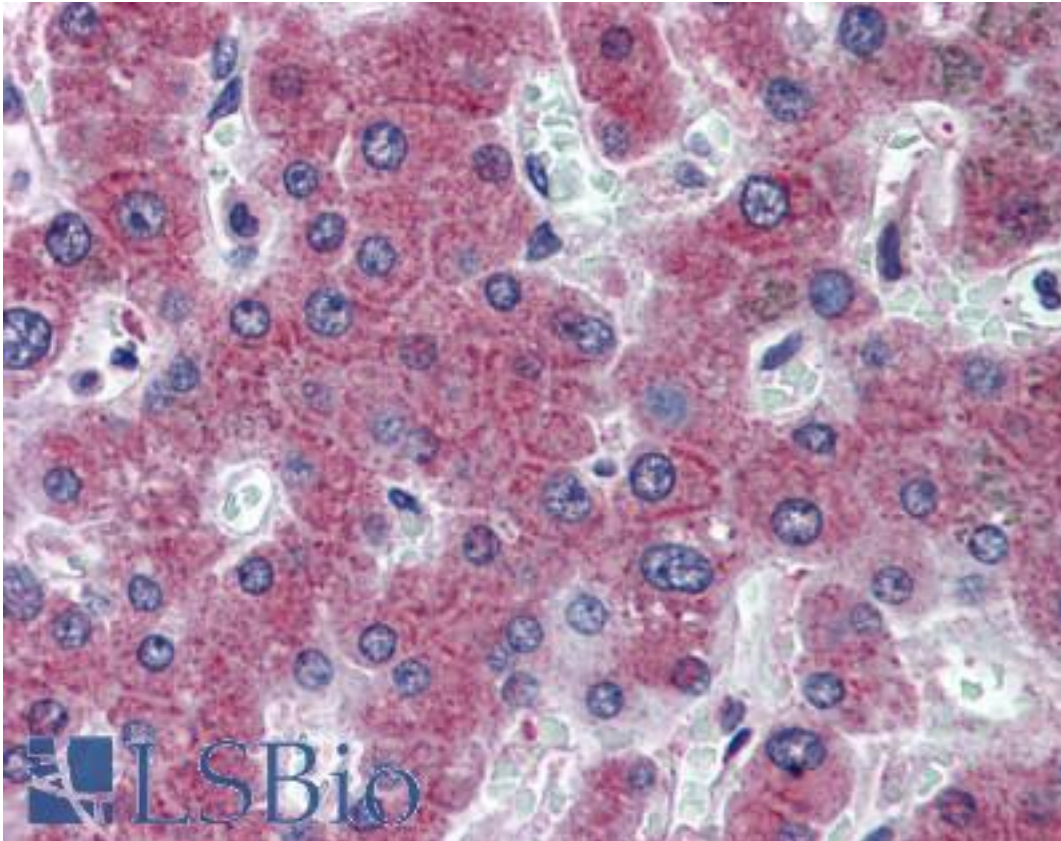
CatalogID:	LS-B6143
Validation:	This antibody replaces catalog number LS-C133088. It has been validated for use in the following assays: IHC-P.
Target:	retinol binding protein 4, plasma (RBP4)
Synonyms:	RBP4 Antibody, PRBP Antibody, Plasma retinol-binding protein Antibody, RBP Antibody, Retinol-binding protein 4 Antibody
Host	RBP4 antibody was produced in Mouse
Clonality:	Monoclonal
Isotype:	IgG1,I
Clone Name:	3D12
Immunogen Species:	RBP / RBP4 antibody was raised against Human
Immunogen:	RBP / RBP4 antibody was raised against rBP4 (AAH20633, 19 a.a. ~ 202 a.a) full length recombinant protein with GST tag. MW of the GST tag alone is 26 KDa.
Specificity:	Human RBP4
Reactivity:	Human
Purification:	Protein A purified
Presentation:	PBS, pH 7.2
Recommended Storage:	Store at -20°C or lower. Aliquot to avoid repeated freezing and thawing.
Usage Summary:	Immunohistochemistry: Formalin-fixed paraffin-embedded sections. Sandwich ELISA: Recombinant protein. Western Blot with the recombinant protein used as the immunogen.
Uses:	IHC - Paraffin (5 µg/ml), Western blot (1:500 - 1:1000), ELISA (Optimal dilution to be determined by the researcher)
Size:	50 µg
Concentration:	0.21 mg/ml

Immunohistochemistry Image:



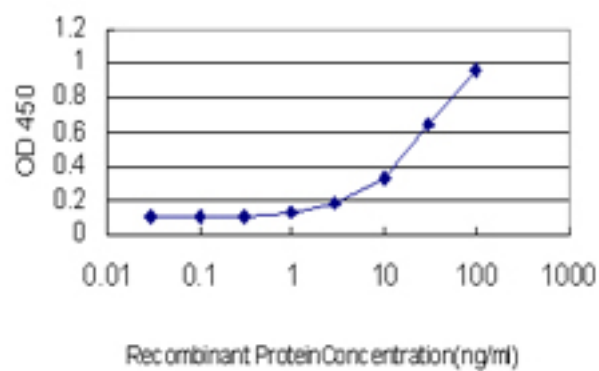
Anti-RBP4 antibody IHC of human pancreas. Immunohistochemistry of formalin-fixed, paraffin-embedded tissue after heat-induced antigen retrieval. Antibody LS-B6143 concentration 5 ug/ml.

Immunohistochemistry Image:



Anti-RBP4 antibody IHC of human liver. Immunohistochemistry of formalin-fixed, paraffin-embedded tissue after heat-induced antigen retrieval. Antibody LS-B6143 concentration 5 ug/ml.

ELISA Image:



Detection limit for recombinant GST tagged RBP4 is approximately 3 ng/ml as a capture antibody.

Requested From:

Japan

Laboratory Reagent For In Vitro Research Use Only

Not for resale without prior written consent from LifeSpan BioSciences, Inc.

Created on 9/24/2014

© 2014 LifeSpan BioSciences