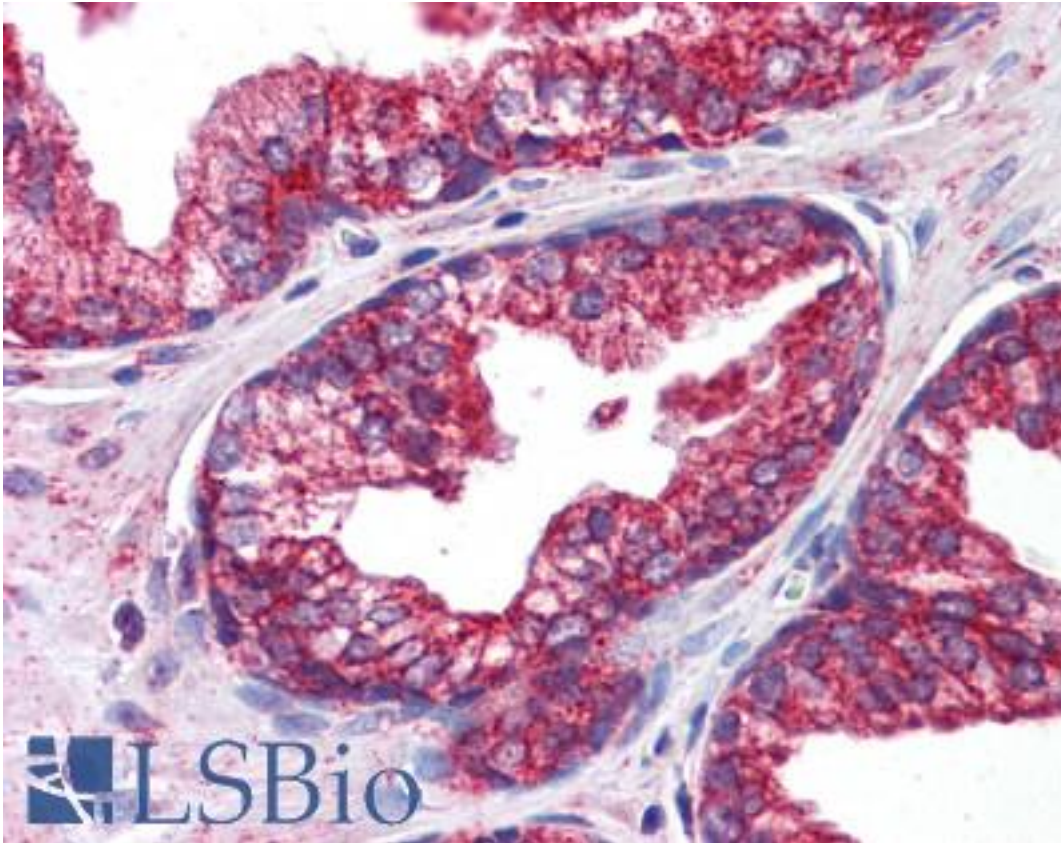


**OCIAD1 Rabbit anti-Human Polyclonal (C-Terminus) Antibody - LS-B5046 - LSBio**

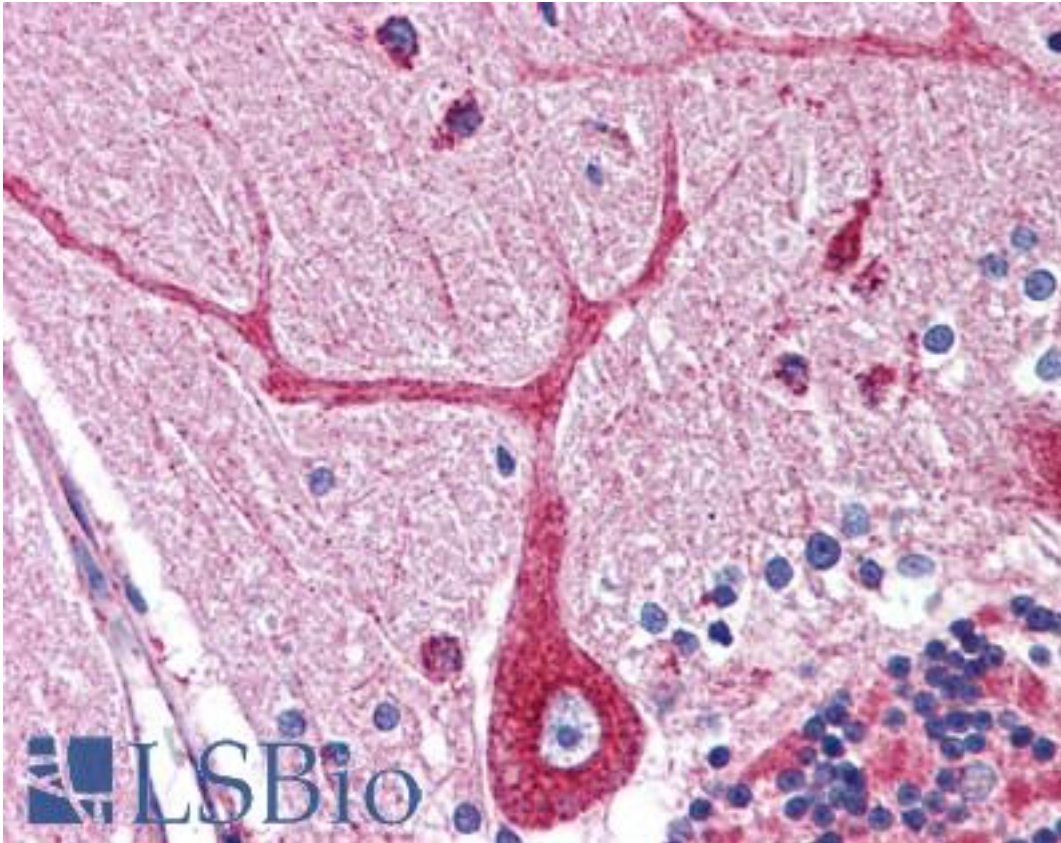
<b>CatalogID:</b>	LS-B5046
<b>Validation:</b>	This antibody replaces catalog number LS-C108615. It has been validated for use in the following assays: IHC-P.
<b>Target:</b>	OCIA domain containing 1 (OCIAD1)
<b>Synonyms:</b>	OCIAD1 Antibody, ASRIJ Antibody, OCIA Antibody, TPA018 Antibody, OCIA domain containing 1 Antibody
<b>Host</b>	OCIAD1 antibody was produced in Rabbit
<b>Clonality:</b>	Polyclonal
<b>Immunogen Species:</b>	OCIAD1 antibody was raised against Human
<b>Antigen Type:</b>	Synthetic peptide
<b>Immunogen:</b>	OCIAD1 antibody was raised against a 16 amino acid peptide from near the carboxy terminus of human OCIAD1.
<b>Specificity:</b>	Human OCIAD1
<b>Epitope:</b>	C-Terminus
<b>Reactivity:</b>	Human
<b>Purification:</b>	Immunoaffinity purified
<b>Presentation:</b>	PBS, 0.02% sodium azide
<b>Recommended Storage:</b>	Short term 4°C, long term aliquot and store at -20°C, avoid freeze thaw cycles. Store undiluted.
<b>Usage Summary:</b>	OCIAD1 antibody can be used for detection of OCIAD1 by Western blot at 1-2 ug/ml.
<b>Uses:</b>	IHC - Paraffin (5 µg/ml), Western blot (1 - 2 µg/ml), ELISA (Optimal dilution to be determined by the researcher)
<b>Size:</b>	50 µg
<b>Concentration:</b>	1 mg/ml

**Immunohistochemistry Image:**



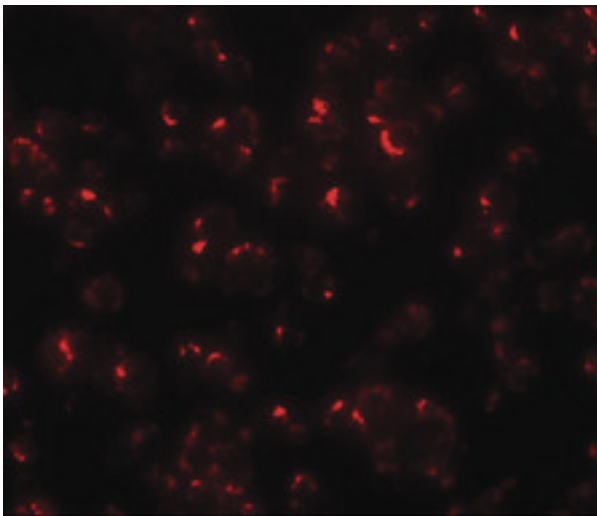
Anti-OCIAD1 antibody IHC of human prostate. Immunohistochemistry of formalin-fixed, paraffin-embedded tissue after heat-induced antigen retrieval. Antibody LS-B5046 concentration 5 ug/ml.

**Immunohistochemistry Image:**



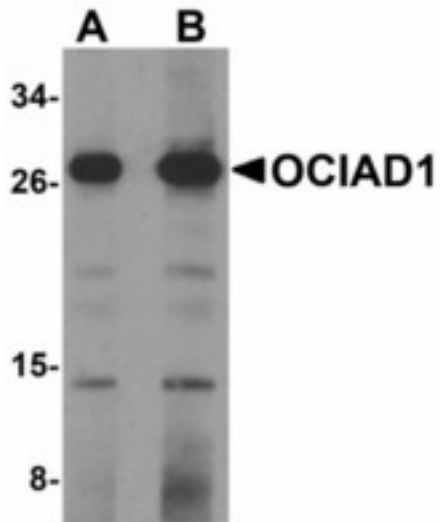
Anti-OCIAD1 antibody IHC of human brain, cerebellum. Immunohistochemistry of formalin-fixed, paraffin-embedded tissue after heat-induced antigen retrieval. Antibody LS-B5046 concentration 5 ug/ml.

**Immunofluorescence Image:**



Immunofluorescence of OCIAD1 in 293 cells with OCIAD1 antibody at 20 ug/ml.

**Western Blot Image:**



Western blot of OCIAD1 in 293 cell lysate with OCIAD1 antibody at (A) 1 and (B) 2 ug/ml.

**Requested From:**

Japan

Laboratory Reagent For In Vitro Research Use Only

Not for resale without prior written consent from LifeSpan BioSciences, Inc.

Created on 9/24/2014

© 2014 LifeSpan BioSciences