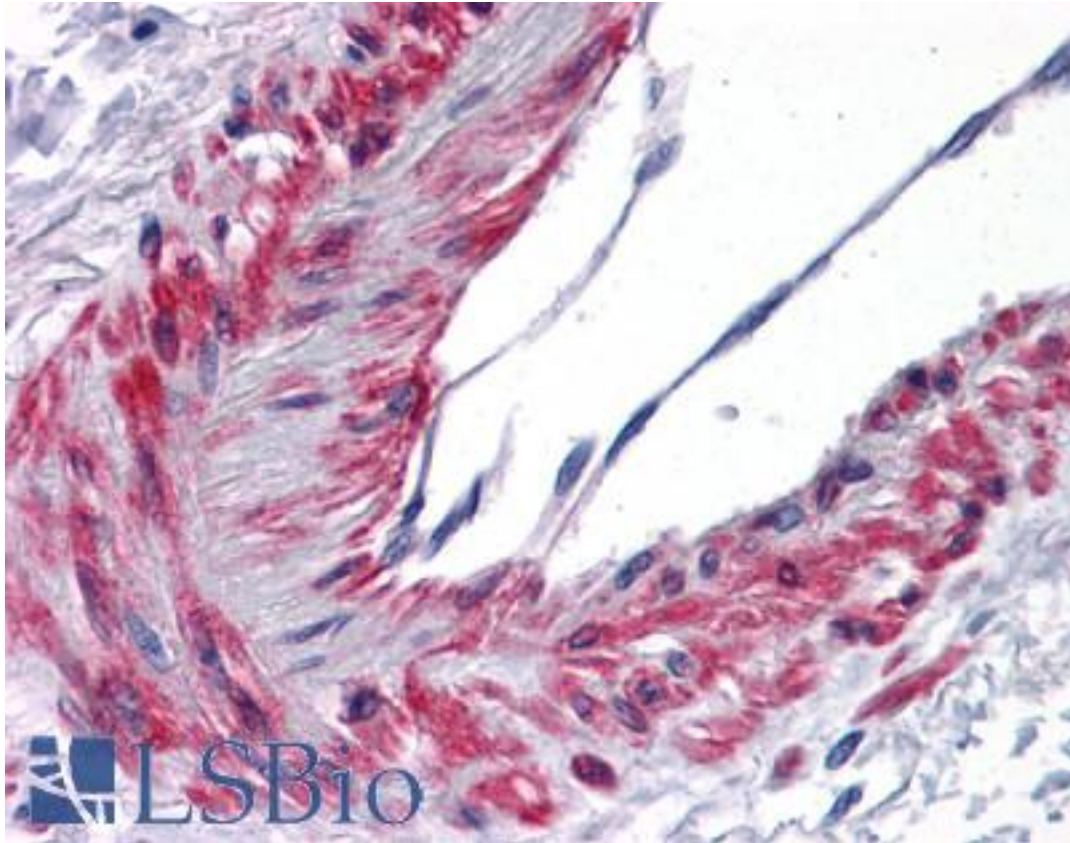


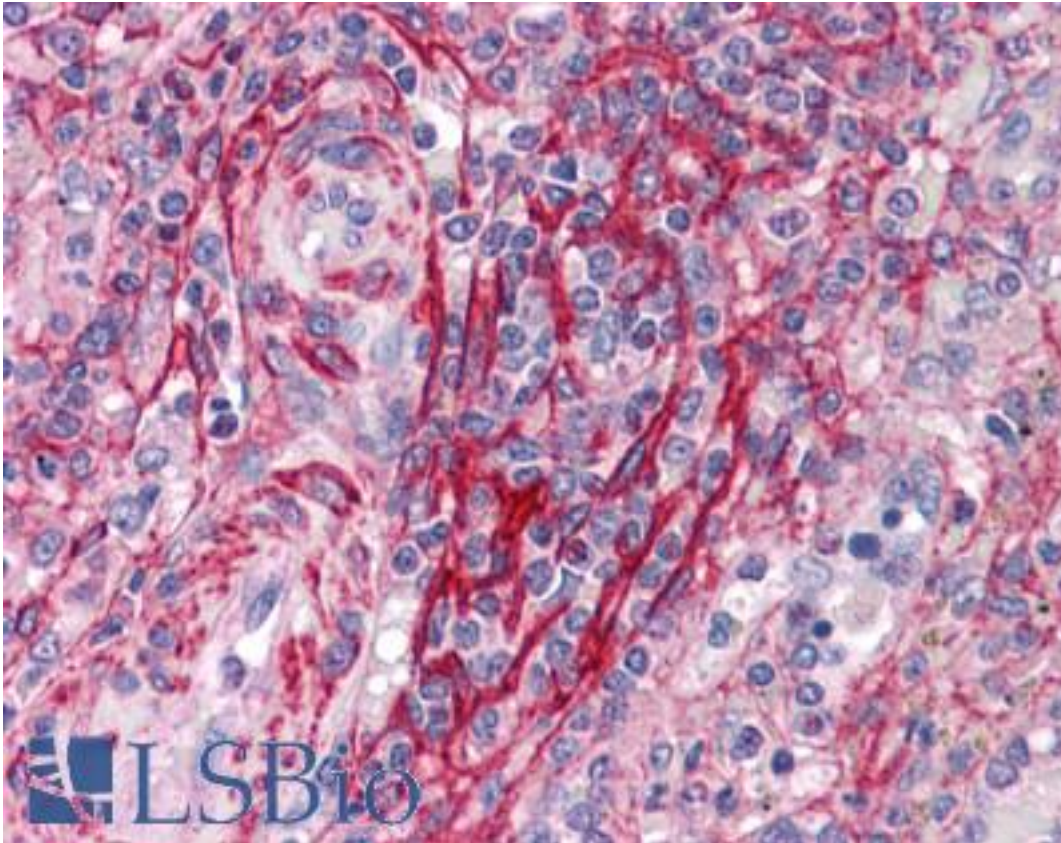
TBXA2R/Thromboxane A2 Receptor Rabbit anti-Human Polyclonal Antibody - LS-B4842 - LSBio	
<b>CatalogID:</b>	LS-B4842
<b>Validation:</b>	This antibody replaces catalog number LS-C109415. It has been validated for use in the following assays: IHC-P.
<b>Target:</b>	thromboxane A2 receptor (TBXA2R)
<b>Synonyms:</b>	TBXA2R Antibody, BDPLT13 Antibody, Prostanoid TP receptor Antibody, Txa2 receptor Antibody, Thromboxane A2 receptor Antibody, TXA2-R Antibody
<b>Family / Subfamily:</b>	GPCR / Prostanoid
<b>Host</b>	TBXA2R antibody was produced in Rabbit
<b>Clonality:</b>	Polyclonal
<b>Immunogen Species:</b>	TBXA2R/Thromboxane A2 Receptor antibody was raised against Human
<b>Antigen Type:</b>	Synthetic peptide
<b>Immunogen:</b>	TBXA2R/Thromboxane A2 Receptor antibody was raised against synthetic peptide containing a sequence corresponding to a region within amino acids 1 and 15 of Human TXA2R.
<b>Specificity:</b>	Human TXA2R.
<b>Reactivity:</b>	Human
<b>Purification:</b>	Immunoaffinity purified
<b>Presentation:</b>	0.1 M Tris-glycine, pH 7, 10% Glycerol, 0.01% Thimerosal
<b>Recommended Storage:</b>	Aliquot and store at -20°C. Minimize freezing and thawing.
<b>Uses:</b>	IHC - Paraffin (10 µg/ml), Western blot (1:500 - 1:3000) (Optimal dilution to be determined by the researcher)
<b>Size:</b>	100 µl
<b>Concentration:</b>	0.55 mg/ml

**Immunohistochemistry Image:**



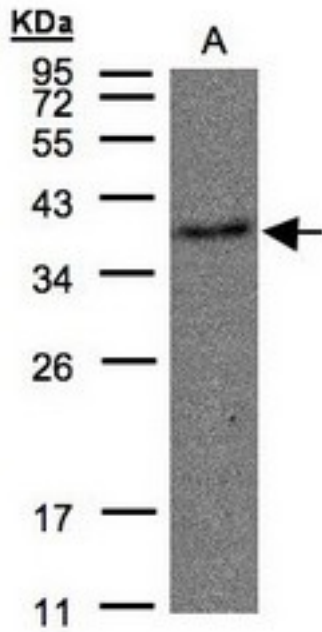
Anti-TBXA2R antibody IHC of human vessel. Immunohistochemistry of formalin-fixed, paraffin-embedded tissue after heat-induced antigen retrieval. Antibody LS-B4842 concentration 10 ug/ml.

**Immunohistochemistry Image:**



Anti-TBXA2R antibody IHC of human spleen. Immunohistochemistry of formalin-fixed, paraffin-embedded tissue after heat-induced antigen retrieval. Antibody LS-B4842 concentration 10 ug/ml.

**Western Blot Image:**



Sample(30 g of whole cell lysate). A: Raji. 12% SDS PAGE. TBXA2R antibody diluted at 1:500.

**Requested From:**

Japan

Laboratory Reagent For In Vitro Research Use Only

Not for resale without prior written consent from LifeSpan BioSciences, Inc.

Created on 9/23/2014

© 2014 LifeSpan BioSciences