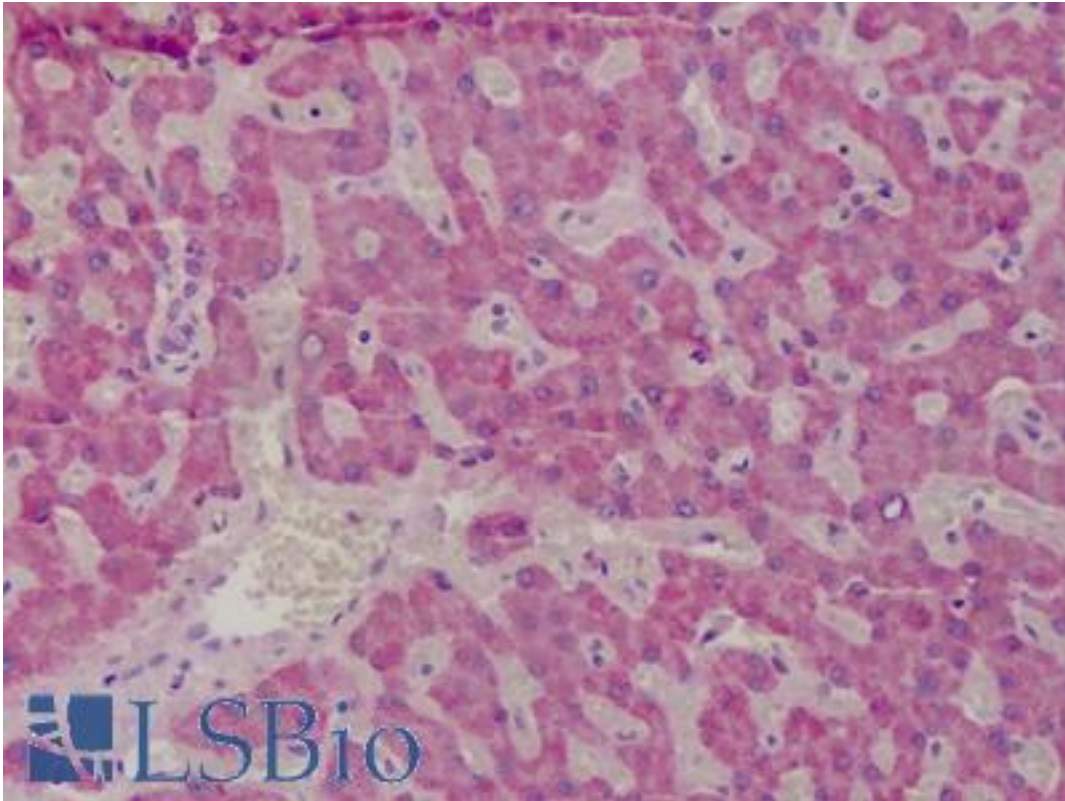


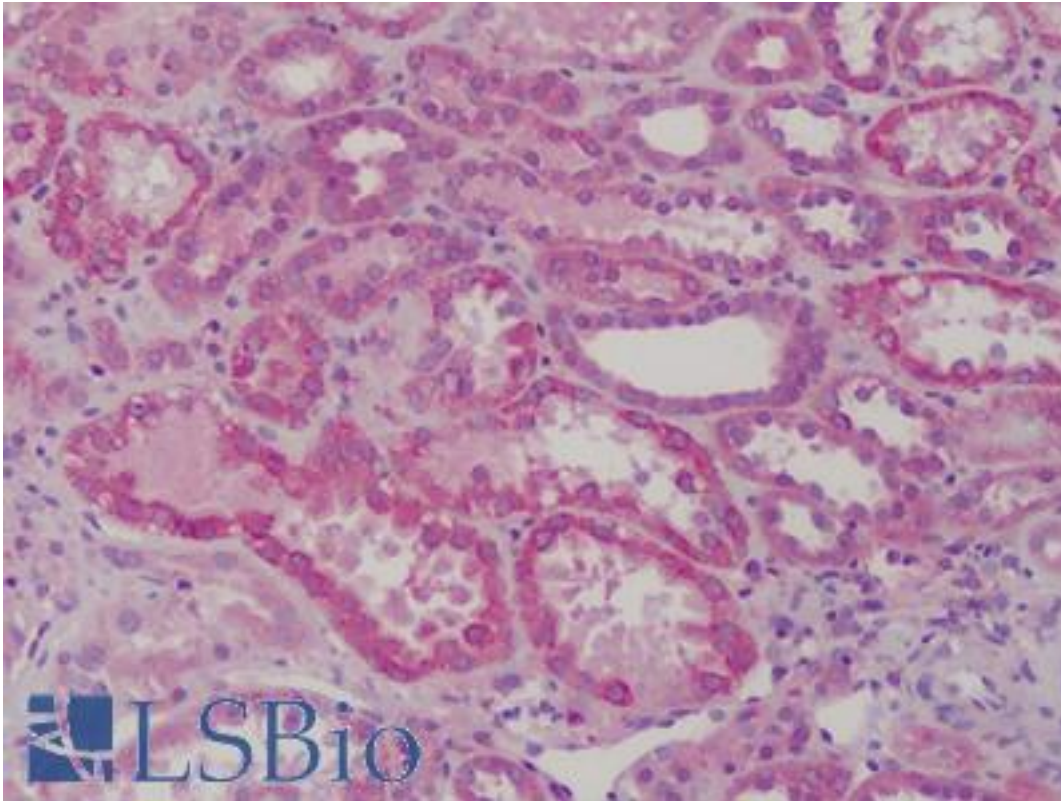
GSTM1 / MU Rabbit anti-Human Polyclonal Antibody - LS-B4796 - LSBio	
CatalogID:	LS-B4796
Validation:	This antibody replaces catalog number LS-C109520. It has been validated for use in the following assays: IHC-P.
Target:	glutathione S-transferase mu 1 (GSTM1)
Synonyms:	GSTM1 Antibody, Glutathione S-aryltransferase Antibody, GSTM1-1 Antibody, GSTM1a-1a Antibody, GSTM1b-1b Antibody, Glutathione S-alkyltransferase Antibody, GTH4 Antibody, GST class-mu 1 Antibody, GST1 Antibody, GTM1 Antibody, H-B Antibody, HB subunit 4 Antibody, MU-1 Antibody, Glutathione S-transferase M1 Antibody, Glutathione S-transferase mu 1 Antibody, GST HB subunit 4 Antibody
Host	GSTM1 antibody was produced in Rabbit
Clonality:	Polyclonal
Immunogen Species:	GSTM1 / MU antibody was raised against Human
Immunogen:	GSTM1 / MU antibody was raised against recombinant protein fragment containing a sequence corresponding to a region within amino acids 1 and 159 of Human GSTM1.
Specificity:	Human GSTM1. Predicted cross-reactivity based on amino acid sequence homology: mouse (82%), rat (84%), bovine (83%), pig (83%).
Reactivity:	Human, Mouse
Purification:	Immunoaffinity purified
Presentation:	0.1 M Tris-glycine, pH 7, 20% Glycerol, 0.01% Thimerosal
Recommended Storage:	Aliquot and store at -20°C. Minimize freezing and thawing.
Uses:	IHC - Paraffin (10 µg/ml), Western blot (1:500 - 1:3000) (Optimal dilution to be determined by the researcher)
Size:	50 µl
Concentration:	1 mg/ml

Immunohistochemistry Image:



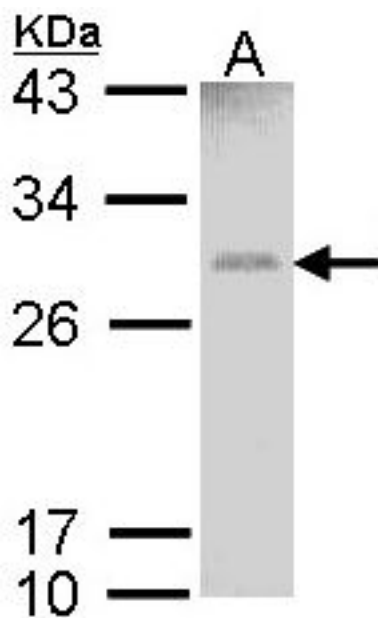
Anti-GSTM1 antibody IHC of human liver. Immunohistochemistry of formalin-fixed, paraffin-embedded tissue after heat-induced antigen retrieval. Antibody LS-B4796 concentration 10 ug/ml.

Immunohistochemistry Image:



Anti-GSTM1 antibody IHC of human kidney. Immunohistochemistry of formalin-fixed, paraffin-embedded tissue after heat-induced antigen retrieval. Antibody LS-B4796 concentration 10 ug/ml.

Western Blot Image:



Sample (30 ug of whole cell lysate). A: HeLa. 12% SDS PAGE. GSTM1 antibody diluted at 1:1000.

Laboratory Reagent For In Vitro Research Use Only

Not for resale without prior written consent from LifeSpan BioSciences, Inc.

Created on 9/23/2014

© 2014 LifeSpan BioSciences