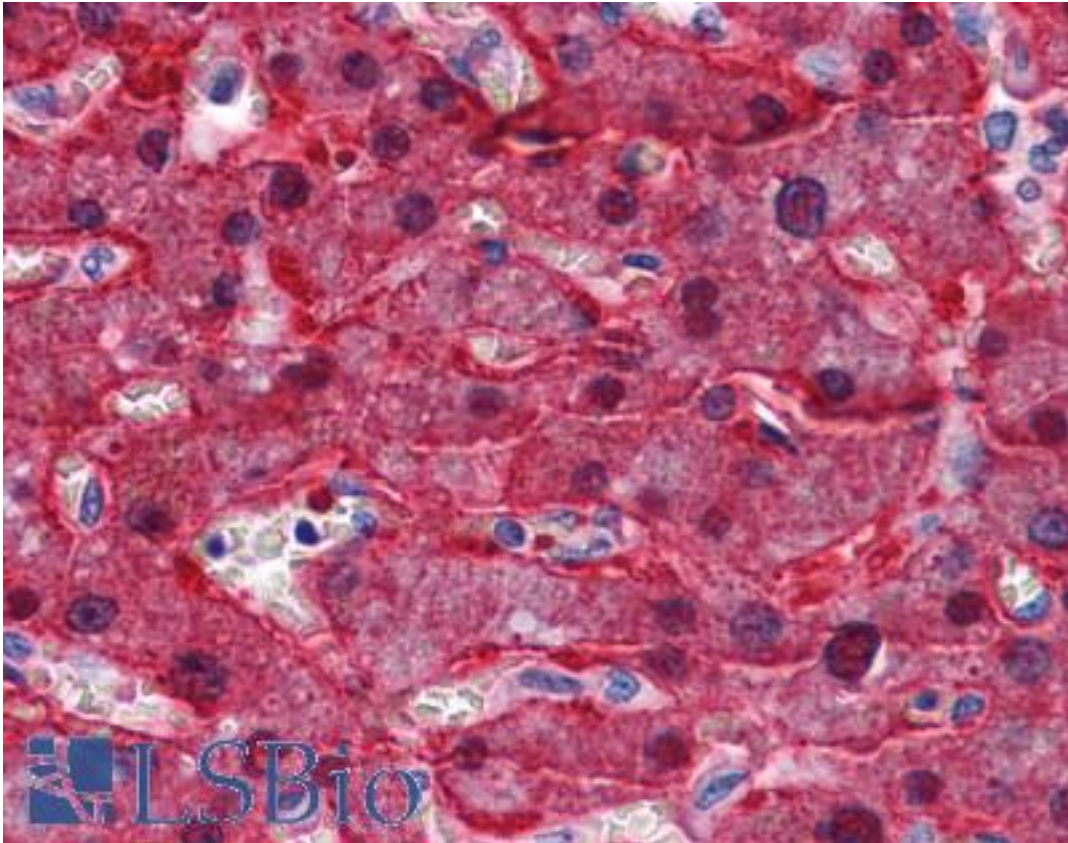


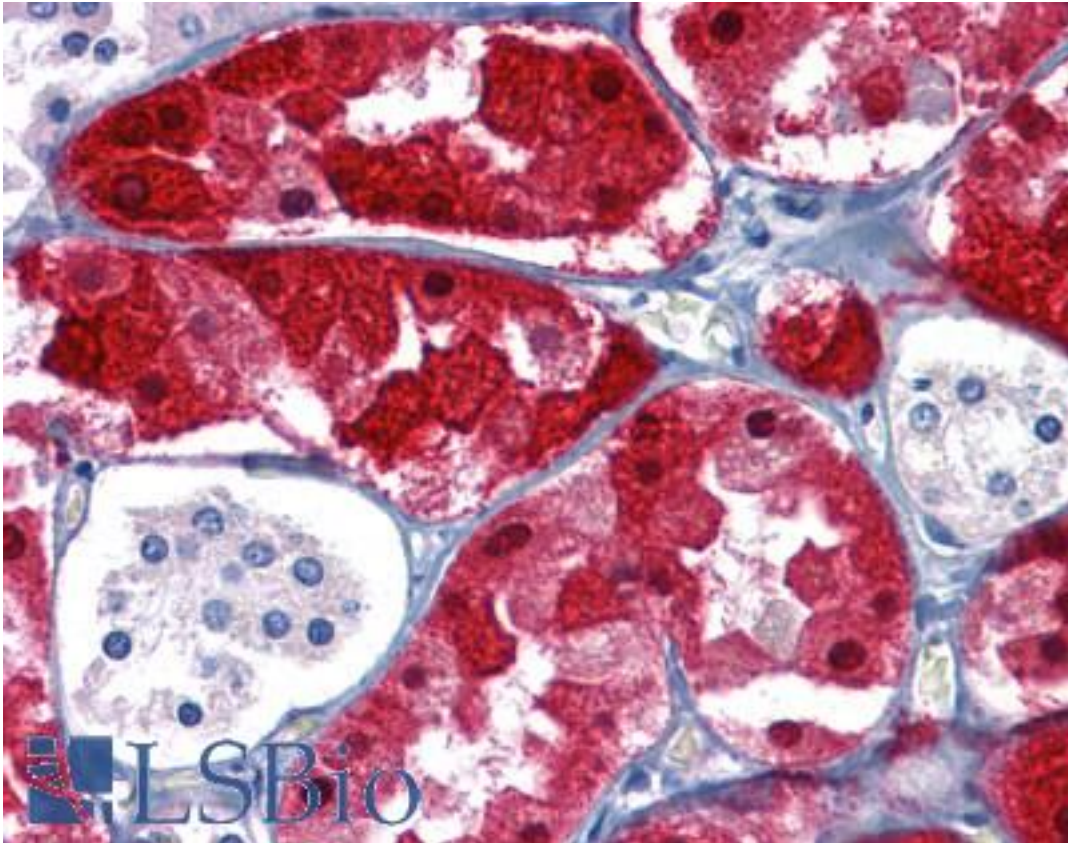
BHMT Mouse anti-Human Monoclonal (8C11H5) Antibody - LS-B4100 - LSBio	
CatalogID:	LS-B4100
Validation:	This antibody replaces catalog number LS-C109086. It has been validated for use in the following assays: IHC-P.
Target:	betaine--homocysteine S-methyltransferase (BHMT)
Synonyms:	BHMT Antibody, BHMT1 Antibody
Host	BHMT antibody was produced in Mouse
Clonality:	Monoclonal
Isotype:	IgG1
Clone Name:	8C11H5
Immunogen Species:	BHMT antibody was raised against Human
Immunogen:	BHMT antibody was raised against purified recombinant human BHMT expressed in E. coli.
Specificity:	Human BHMT
Reactivity:	Human
Purification:	Ascites
Presentation:	Ascites fluid, 0.03% sodium azide
Recommended Storage:	Long term: -20°C; Short term: +4°C. Avoid repeat freeze-thaw cycles.
Uses:	IHC - Paraffin (1:200), Western blot (1:500 - 1:2000), ELISA (Optimal dilution to be determined by the researcher)
Size:	50 µl

Immunohistochemistry Image:




Anti-BHMT antibody IHC of human liver. Immunohistochemistry of formalin-fixed, paraffin-embedded tissue after heat-induced antigen retrieval. Antibody LS-B4100 dilution 1:200.

Immunohistochemistry Image:



Anti-BHMT antibody IHC of human kidney. Immunohistochemistry of formalin-fixed, paraffin-embedded tissue after heat-induced antigen retrieval. Antibody LS-B4100 dilution 1:200.

Western Blot Image:



Western blot of anti-BHMT monoclonal antibody against truncated Trx-BHMT recombinant protein(1)

Requested From:

Japan

Laboratory Reagent For In Vitro Research Use Only

Not for resale without prior written consent from LifeSpan BioSciences, Inc.

Created on 9/23/2014

© 2014 LifeSpan BioSciences