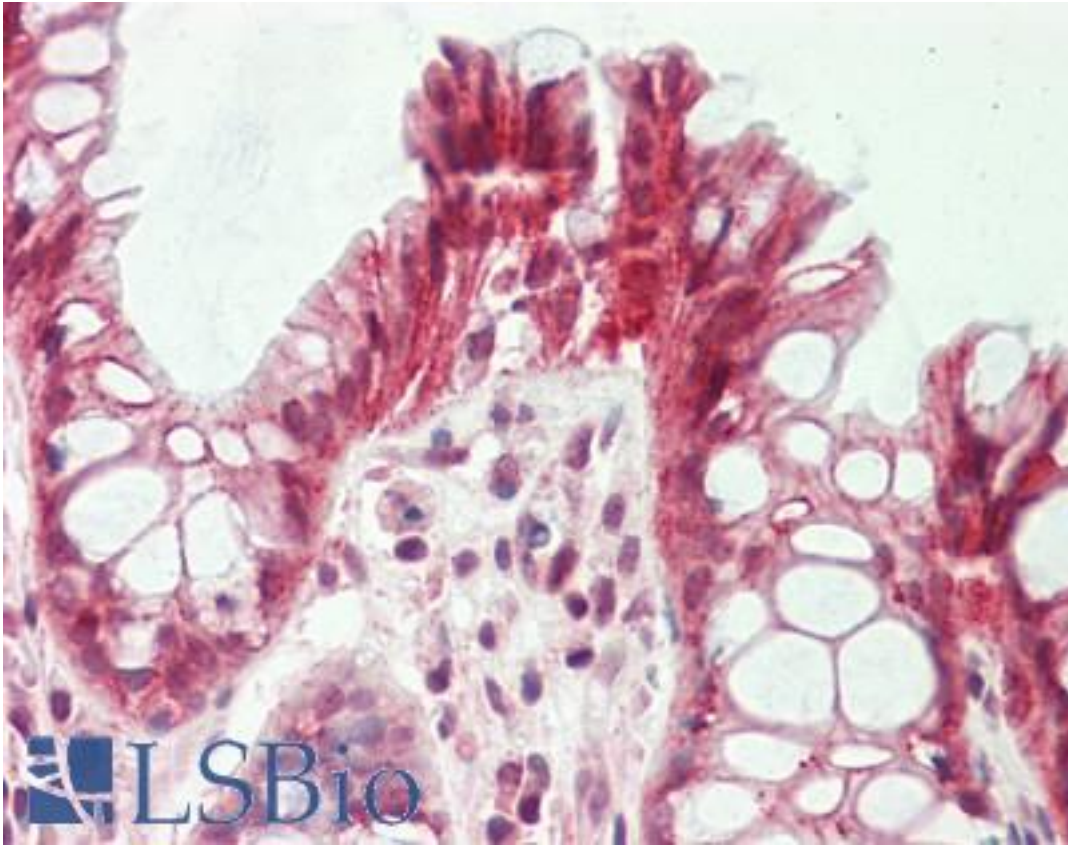


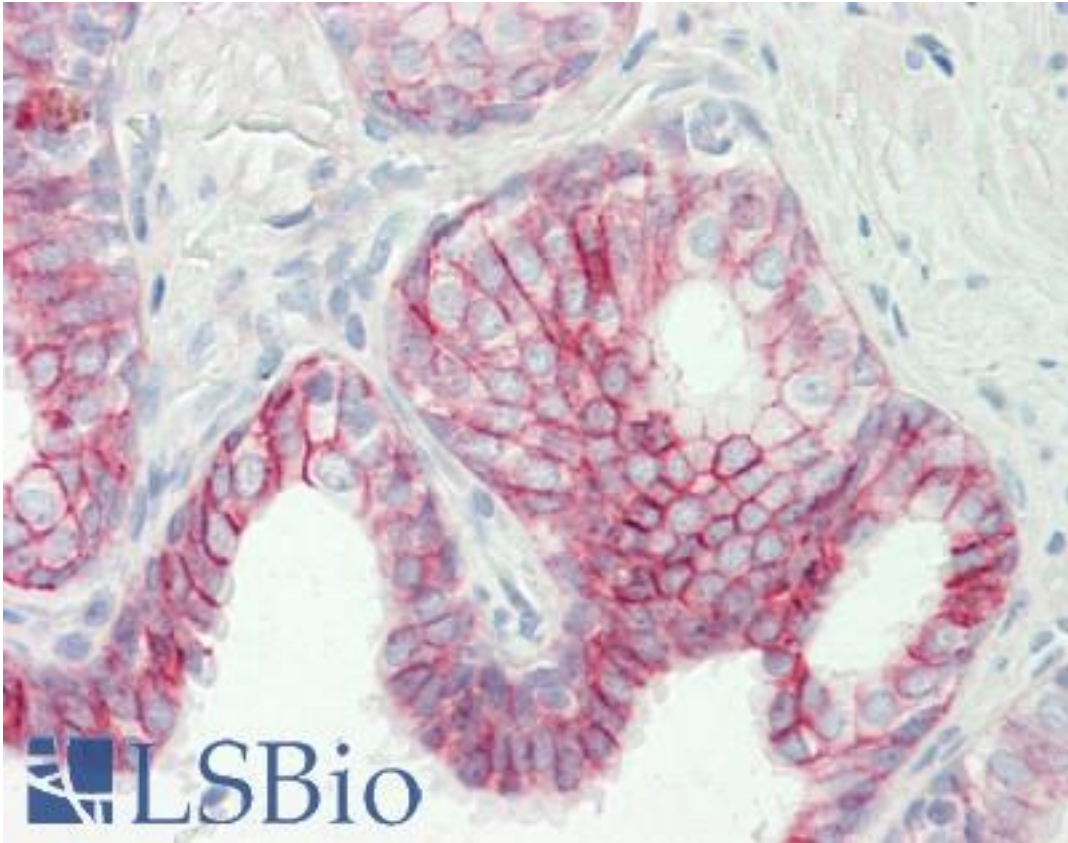
FST / Follistatin Rabbit anti-Human Polyclonal (aa311-340) Antibody - LS-B10674 - LSBio	
CatalogID:	LS-B10674
Validation:	This antibody replaces catalog number LS-C166263. It has been validated for use in the following assays: IHC-P.
Target:	follistatin (FST)
Synonyms:	FST Antibody, Activin-binding protein Antibody, Follistatin isoform FST317 Antibody, Follistatin Antibody, Fs Antibody
Host	FST antibody was produced in Rabbit
Clonality:	Polyclonal
Immunogen Species:	FST / Follistatin antibody was raised against Human
Antigen Type:	Synthetic peptide
Immunogen:	FST / Follistatin antibody was raised against kLH-conjugated synthetic peptide from C-terminal region of human FST.
Specificity:	Human Follistatin
Epitope:	aa311-340
Reactivity:	Human
Purification:	Immunoaffinity purified
Presentation:	PBS, 0.09% sodium azide
Recommended Storage:	Maintain refrigerated at 2-8°C for up to 6 months. For long term storage store at -20°C.
Uses:	IHC - Paraffin (1:10 - 1:75), Western blot (1:1000) (Optimal dilution to be determined by the researcher)
Size:	200 µl

Immunohistochemistry Image:




Human Colon: Formalin-Fixed, Paraffin-Embedded (FFPE)

Immunohistochemistry Image:



Human Prostate: Formalin-Fixed, Paraffin-Embedded (FFPE)

Western Blot Image:



FST Antibody (C-term) Western blot of A549 cell line lysates (35 ug/lane). This demonstrates the FST antibody detected the FST protein (arrow).

Requested From:	Japan
Laboratory Reagent For In Vitro Research Use Only	
Not for resale without prior written consent from LifeSpan BioSciences, Inc.	
Created on 9/23/2014	
© 2014 LifeSpan BioSciences	