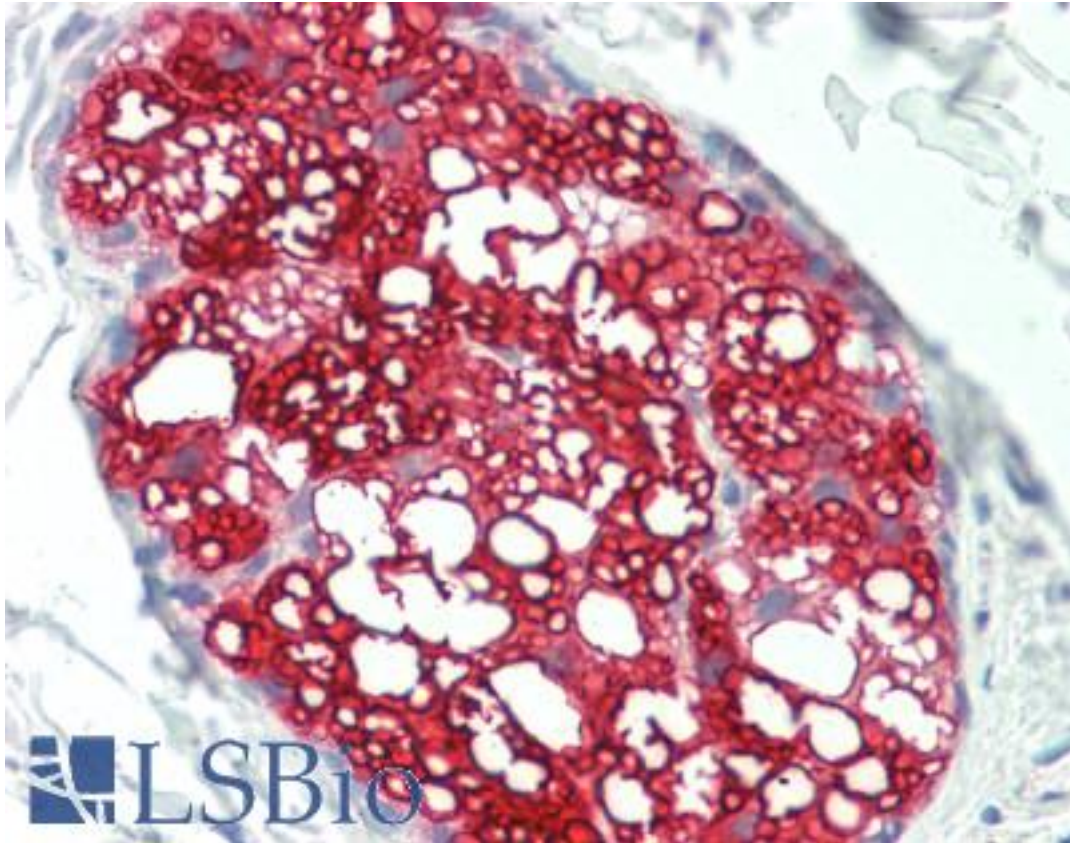


**HSD3B1 Mouse anti-Human Monoclonal (3C11-D4) Antibody - LS-B10158 - LSBio**

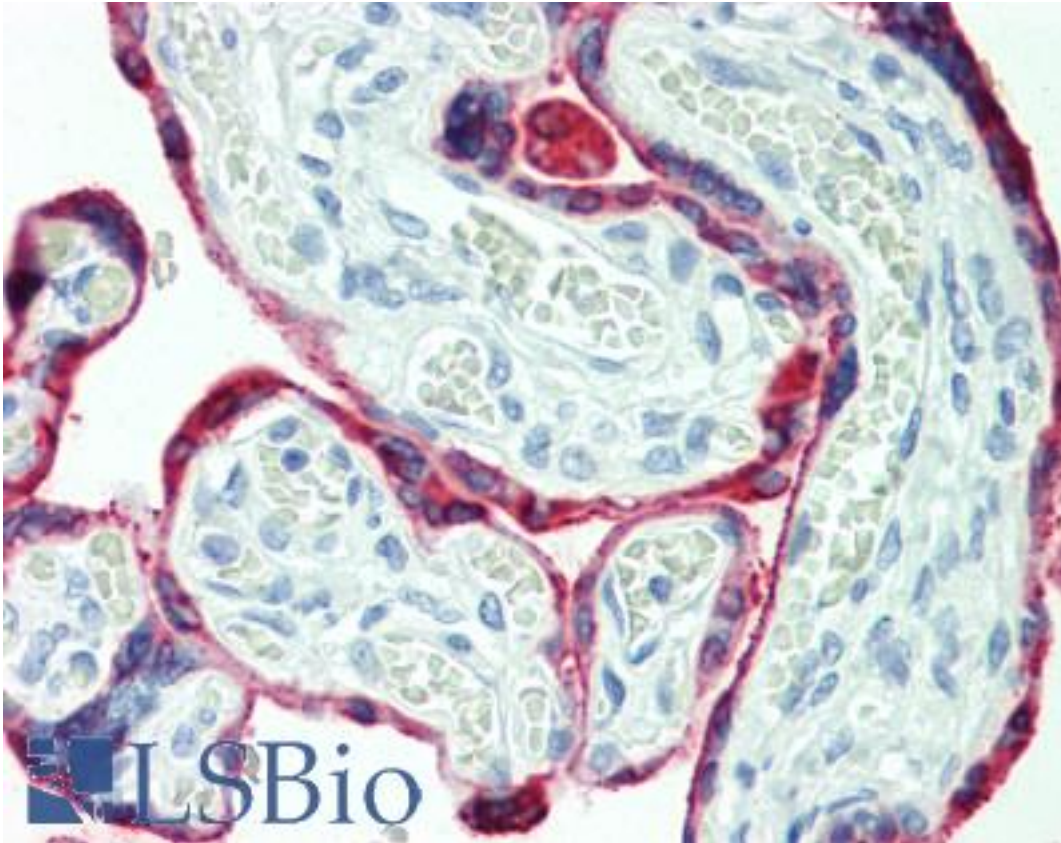
<b>CatalogID:</b>	LS-B10158
<b>Validation:</b>	This antibody replaces catalog number LS-C133257. It has been validated for use in the following assays: IHC-P.
<b>Target:</b>	hydroxy-delta-5-steroid dehydrogenase, 3 beta- and steroid delta-isomerase 1 (HSD3B1)
<b>Synonyms:</b>	HSD3B1 Antibody, 3BETAHSD Antibody, 3-beta-HSD I Antibody, 3BH Antibody, HSD3B Antibody, HSDB3A Antibody, HSDB3 Antibody, Steroid Delta-isomerase Antibody, Trophoblast antigen FDO161G Antibody, Progesterone reductase Antibody, SDR11E1 Antibody
<b>Host</b>	HSD3B1 antibody was produced in Mouse
<b>Clonality:</b>	Monoclonal
<b>Isotype:</b>	IgG1,k
<b>Clone Name:</b>	3C11-D4
<b>Immunogen Species:</b>	HSD3B1 antibody was raised against Human
<b>Immunogen:</b>	HSD3B1 antibody was raised against hSD3B1 (AAH31999, 1 a.a. ~ 374 a.a) full length recombinant protein with GST tag. MW of the GST tag alone is 26 KDa.
<b>Specificity:</b>	Human HSD3B1
<b>Reactivity:</b>	Human
<b>Purification:</b>	Protein A purified
<b>Presentation:</b>	PBS, pH 7.4.
<b>Recommended Storage:</b>	Store at -20°C or lower. Aliquot to avoid repeated freezing and thawing.
<b>Usage Summary:</b>	Immunohistochemistry: Formalin-fixed paraffin-embedded sections, Formalin/PFA-fixed paraffin-embedded sections. Western Blot: Cell lysate, Transfected lysate, Recombinant protein.
<b>Uses:</b>	IHC - Paraffin (3 - 10 µg/ml), Western blot, ELISA (Optimal dilution to be determined by the researcher)
<b>Size:</b>	50 µg
<b>Concentration:</b>	0.5 mg/ml

**Immunohistochemistry Image:**



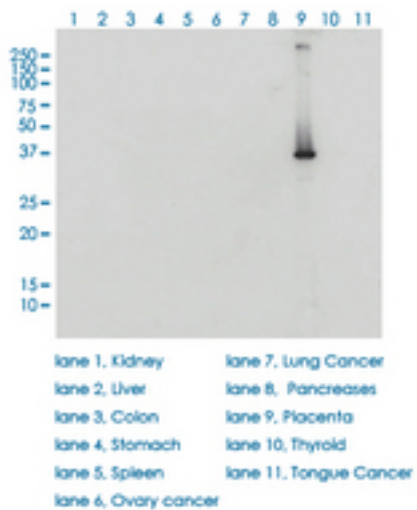
Human Skin, Sebaceous Gland: Formalin-Fixed, Paraffin-Embedded (FFPE)

**Immunohistochemistry Image:**



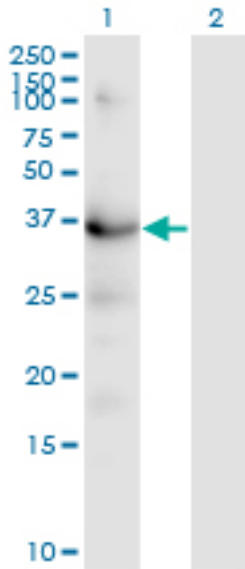
Human Placenta: Formalin-Fixed, Paraffin-Embedded (FFPE)

**Western Blot Image:**



HSD3B1 monoclonal antibody (M01), clone 3C11-D4. Western blot of HSD3B1 expression in human placenta.

**Western Blot Image:**



Western blot of HSD3B1 expression in transfected 293T cell line by HSD3B1 monoclonal antibody (M01), clone 3C11-D4.

**Requested From:**

Japan

Laboratory Reagent For In Vitro Research Use Only

Not for resale without prior written consent from LifeSpan BioSciences, Inc.

Created on 9/23/2014

© 2014 LifeSpan BioSciences