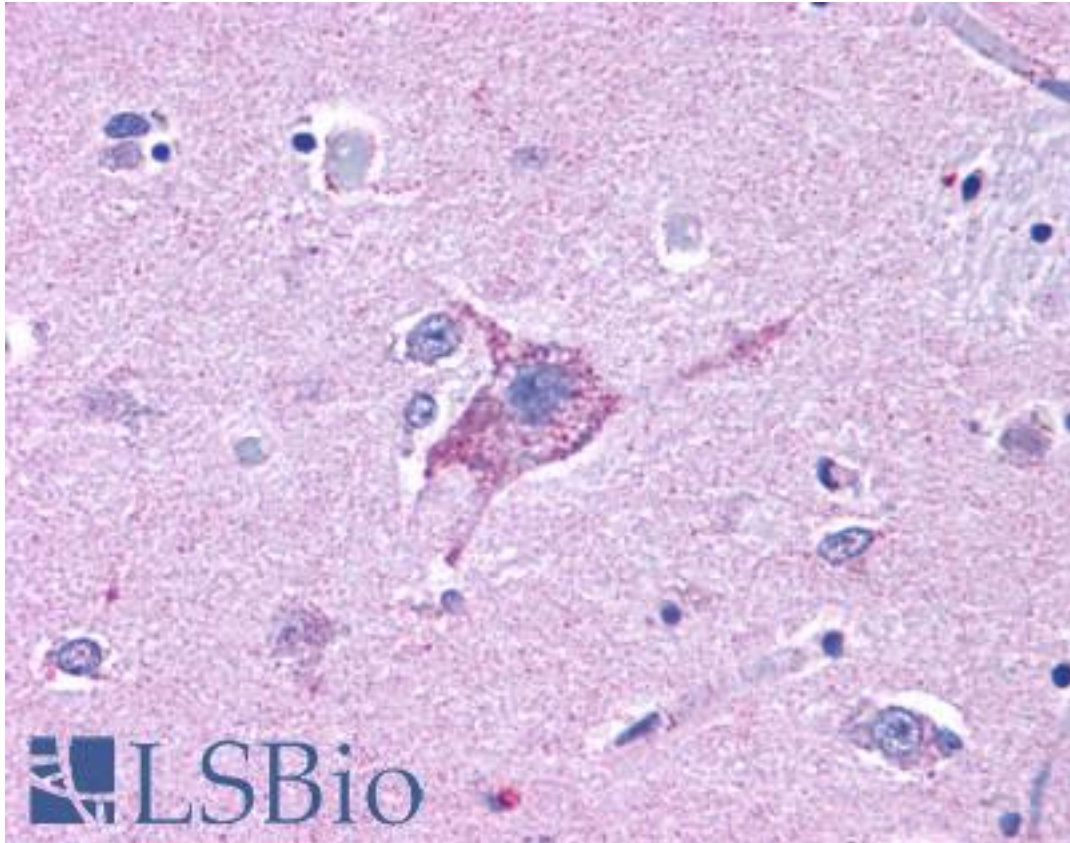


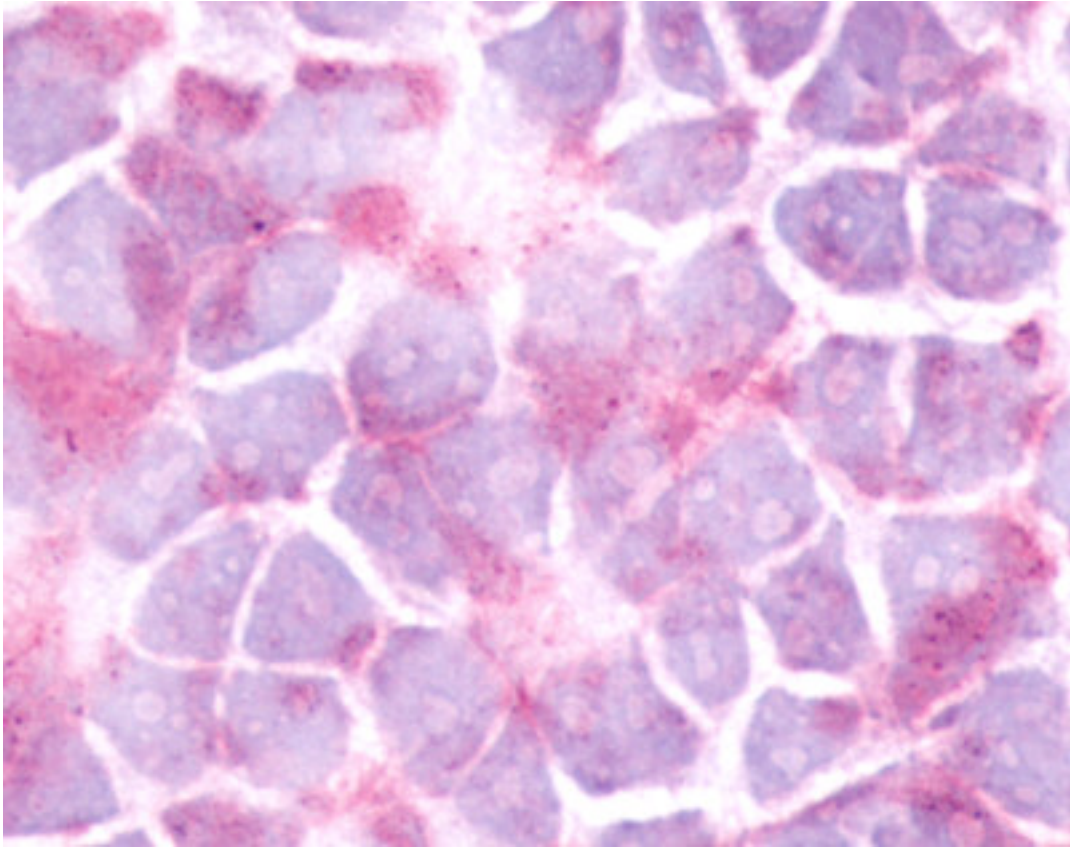
NPY5R Rabbit anti-Human Polyclonal (Cytoplasmic Domain) Antibody - LS-A1074 - LSBio

CatalogID:	LS-A1074
Target:	neuropeptide Y receptor Y5 (NPY5R)
Synonyms:	NPY5R Antibody, NPYR5 Antibody, NPY5-R Antibody, NPYY5 Antibody, Neuropeptide Y receptor Y5 Antibody, NPYY5-R Antibody, Neuropeptide Y receptor type 5 Antibody, Neuropeptide Y5 receptor Antibody, NPY-Y5 receptor Antibody, NPY5 receptor Antibody, Y5 receptor Antibody
Family / Subfamily:	GPCR / Neuropeptide
Host	NPY5R antibody was produced in Rabbit
Clonality:	Polyclonal
Immunogen Species:	NPY5R antibody was raised against Human
Antigen Type:	Synthetic peptide
Immunogen:	NPY5R antibody was raised against synthetic 16 amino acid peptide from 3rd cytoplasmic domain of human NPY5R. Percent identity with other species by BLAST analysis: Human, Gorilla, Gibbon (100%); Marmoset, Bovine, Panda (94%); Monkey, Dog (88%).
Specificity:	Human NPY5R. BLAST analysis of the peptide immunogen showed no homology with other human proteins.
Epitope:	Cytoplasmic Domain
Reactivity:	Human, Gorilla, Gibbon
Predicted Reactivity:	Monkey, Bovine
Purification:	Immunoaffinity purified
Presentation:	PBS, 0.1% sodium azide.
Recommended Storage:	Long term: -70°C; Short term: +4°C
Uses:	IHC - Paraffin (7 - 17 µg/ml), ICC (Optimal dilution to be determined by the researcher)
Size:	50 µg
Concentration:	1 mg/ml

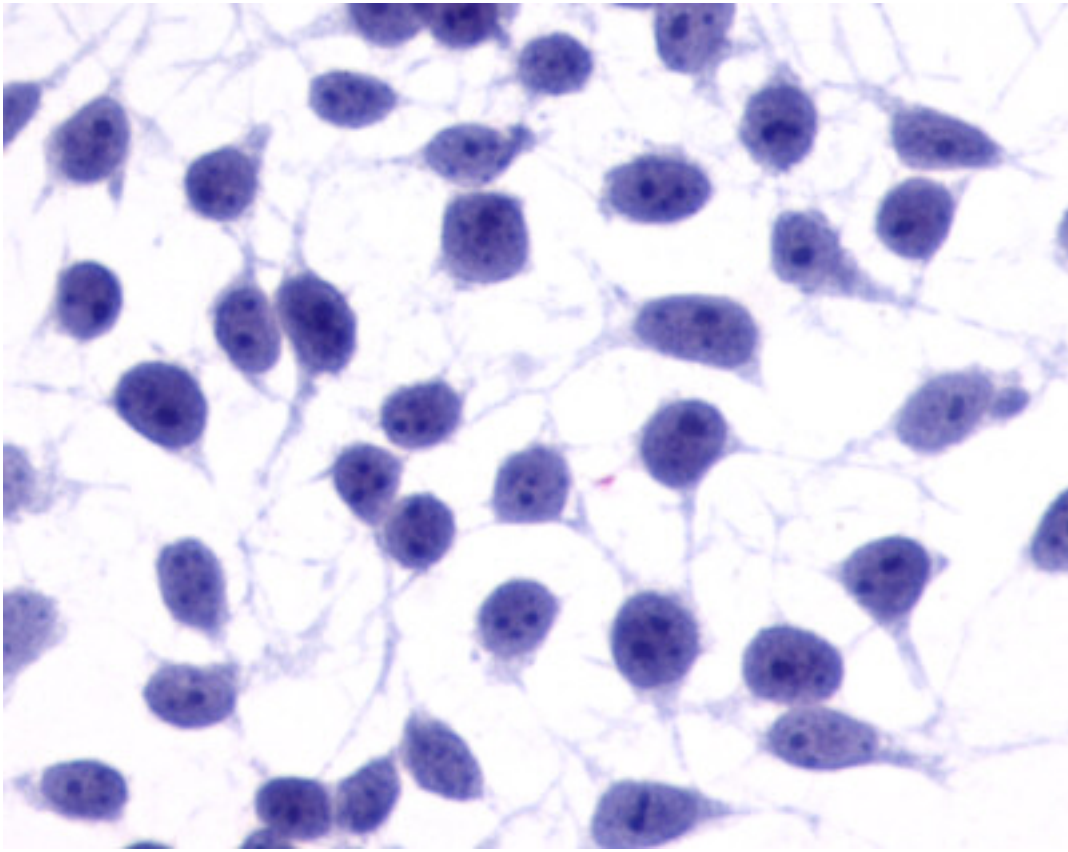
Immunohistochemistry Image:



Anti-NPY5R antibody LS-A1074 IHC of human brain, neurons and glia.
Immunohistochemistry of formalin-fixed, paraffin-embedded tissue after heat-induced antigen retrieval.



Cells expressing vector only - immunostained with target antibody



Cells expressing vector only - immunostained with target antibody

Requested From:

Japan

Laboratory Reagent For In Vitro Research Use Only

Not for resale without prior written consent from LifeSpan BioSciences, Inc.

Created on 9/23/2014

© 2014 LifeSpan BioSciences