



ABNOVA (TAIWAN) CORPORATION  
9F, No. 108, Jhouzih St., Niehu, Taipei, Taiwan  
Tel: 886-2-8751-1888; Fax: 886-2-8751-1166  
E mail: sales@abnova.com.tw  
Website: www.abnova.com.tw

Product Name : SIAH1 monoclonal antibody (M01), clone 2F2

Catalog# : H00006477-M01

Size / Price : 100 ug, Ask for Larger Size

\*For research only, not for resale



[Inquiry](#)



[Place Order](#)



[Printer Friendly](#)



[PDF Download](#)



[Email Page](#)

This gene encodes a protein that is a member of the seven in absentia homolog (SIAH) family. The protein is an E3 ligase and is involved in ubiquitination and proteasome-mediated degradation of specific proteins. The activity of this ubiquitin ligase has been implicated in the development of certain forms of Parkinson's disease, the regulation of the cellular response to hypoxia and induction of apoptosis. Alternative splicing results in several additional transcript variants, some encoding different isoforms and others that have not been fully characterized.

#### Product Information

Product Description : Mouse monoclonal antibody raised against a partial recombinant SIAH1.

Immunogen : SIAH1 (NP\_003022, 1 a.a. ~ 111 a.a) partial recombinant protein with GST tag. MW of the GST tag alone is 26 KDa.

Immunogen Sequence : MSRQTATALPTGTSKCPPSQRPALTGTTASNND  
(without GST) LASLFECPCVCFDYVLPPILQCQSGHLVCSNCRPK  
LTCCPTCRGPLGSIRNLAMEKVANSVLFPCKEYAS  
SGCEITLP\*

Isotype : IgG1

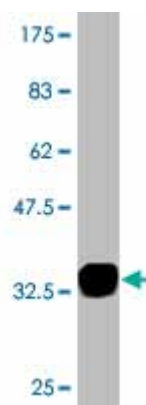
Size : 100 ug

Storage Instruction : Store at -20°C or lower.  
Aliquot to avoid repeated freezing and thawing.

Western Blot detection against  
Immunogen (38.21 KDa) .

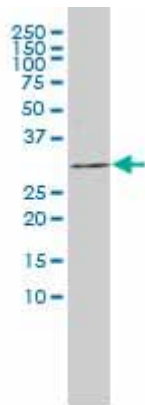
Quality Control Testing : Antibody Reactive Against Recombinant Protein  
with GST tag on ELISA and Western Blot. GST tag  
alone is used as a negative control.

Storage Buffer : In 1x PBS, pH 7.2



#### Applications

Western Blot (Cell lysate)

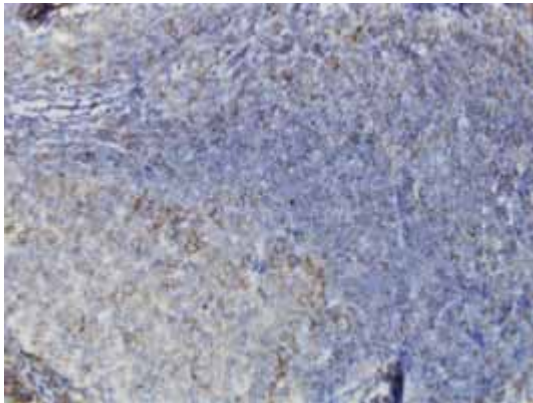


SIAH1 monoclonal antibody (M01), clone 2F2.  
Western Blot analysis of SIAH1 expression in K-562 ( Cat # L009V1 ).

Cross Reactivity : mouse

---


#### Immunohistochemistry (Formalin/PFA-fixed paraffin-embedded sections)



Immunoperoxidase of monoclonal antibody to SIAH1 (H00006477-M01) on formalin-fixed paraffin-embedded human tonsil. [antibody concentration 3 ug/ml]

---

#### Immunofluorescence



Immunofluorescence of monoclonal antibody to SIAH1 (H00006477-M01) on HeLa cell .  
[antibody concentration 10 ug/ml]



[Protocol Download](#)

---

#### Sandwich ELISA (Recombinant protein)

The detection limit for recombinant GST tagged SIAH1 is approximately 10ng/ml as a capture antibody.

---

#### Western Blot (Recombinant protein)

---

#### ELISA

