

p70 S6 Kinase(Ab-411) Antibody

Catalog No: #21261



Package Size: #21261-1 50ul #21261-2 100ul #21261-4 25ul

Orders: order@signalwayantibody.com

Support: tech@signalwayantibody.com

Description

Product Name	p70 S6 Kinase(Ab-411) Antibody
Host Species	Rabbit
Clonality	Polyclonal
Purification	Antibodies were produced by immunizing rabbits with synthetic peptide and KLH conjugates. Antibodies were purified by affinity-chromatography using epitope-specific peptide.
Applications	WB IHC IF
Species Reactivity	Hu Ms Rt
Specificity	The antibody detects endogenous level of total p70 S6 Kinase protein.
Immunogen Type	Peptide-KLH
Immunogen Description	Peptide sequence around aa. 409~413 (I-R-S-P-R) derived from Human p70 S6 Kinase.
Target Name	p70 S6 Kinase
Other Names	KS6B1; P70-S6K; RPS6KB1; S6K;
Accession No.	Swiss-Prot: P23443NCBI Protein: NP_003152.1
Concentration	1.0mg/ml
Formulation	Supplied at 1.0mg/mL in phosphate buffered saline (without Mg ²⁺ and Ca ²⁺), pH 7.4, 150mM NaCl, 0.02% sodium azide and 50% glycerol.
Storage	Store at -20°C for long term preservation (recommended). Store at 4°C for short term use.

Application Details

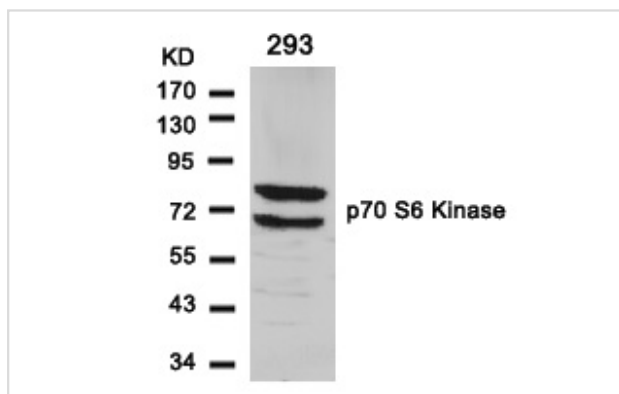
Predicted MW: 70 85 kd

Western blotting: 1:500~1:1000

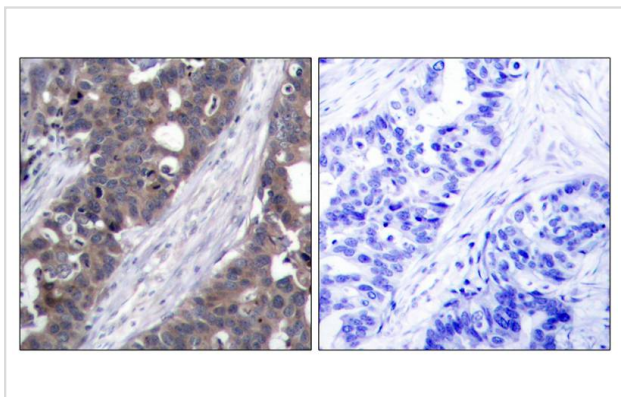
Immunohistochemistry: 1:50~1:100

Immunofluorescence: 1:100~1:200

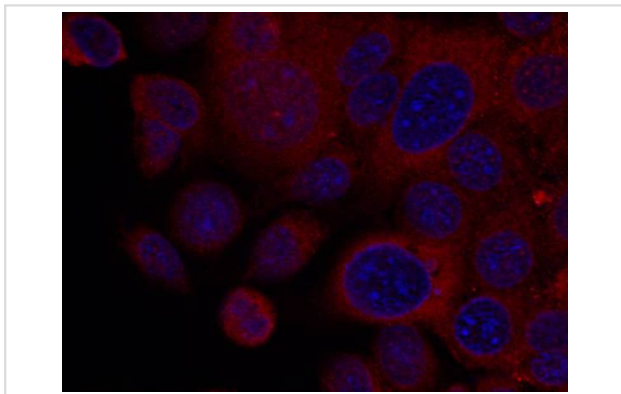
Images



Western blot analysis of extracts from 293 cells using p70 S6 Kinase(Ab-411) Antibody #21261.



Immunohistochemical analysis of paraffin-embedded human breast carcinoma tissue using p70 S6 Kinase(Ab-411) Antibody #21261(left) or the same antibody preincubated with blocking peptide(right).



Immunofluorescence staining of methanol-fixed MCF7 cells using p70 S6 Kinase(Ab-411) Antibody #21261.

Background

Phosphorylates specifically ribosomal protein S6 in response to insulin or several classes of mitogens. Promotes protein synthesis by phosphorylating PDCD4 at 'Ser-67' and targeting it for degradation.

Satoru Eguchi et al. (1999) J Biol Chem, Vol. 274: 36843-36851

Papst PJ, et al. (1998) J Biol Chem. 273(24):15077-84.

Ulrike Krause et al. (2002) Eur. J. Biochem. 269: 3751-3759 c

Le, X.F, et al. (2003) Oncogene 22: 484

Note: This product is for in vitro research use only and is not intended for use in humans or animals.