

Product Datasheet

LC3B/MAP1LC3B Antibody

NBP2-22195

Unit Size: 0.1 ml

Store at 4C short term. Aliquot and store at -20C long term. Avoid freeze-thaw cycles.

www.novusbio.com



support@novusbio.com

Protocols, Publications, Related Products, Reviews, Research Tools and Images at:
www.novusbio.com/NBP2-22195

Updated 4/11/2013 v.20.1

NBP2-22195

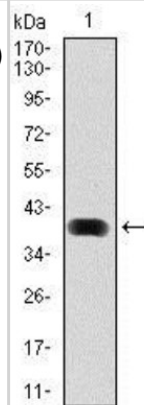
LC3B/MAP1LC3B Antibody (5H12)

Product Information	
Unit Size	0.1 ml
Concentration	This product is unpurified. The exact concentration of antibody is not quantifiable.
Storage	Store at 4C short term. Aliquot and store at -20C long term. Avoid freeze-thaw cycles.
Clonality	Monoclonal
Clone	5H12
Preservative	0.03% Sodium Azide
Isotype	IgG1
Purity	Ascites
Buffer	Ascitic fluid
Target Molecular Weight	14.6 kDa
Product Description	
Host	Mouse
Gene ID	81631
Gene Symbol	MAP1LC3B
Species	Human
Marker	Autophagosomes Marker
Immunogen	Purified recombinant fragment of human LC3B expressed in E. Coli.
Product Application Details	
Applications	Western Blot, ELISA, Flow Cytometry
Recommended Dilutions	ELISA 1:10000, Flow Cytometry 1:200-1:400, Western Blot 1:500-1:2000

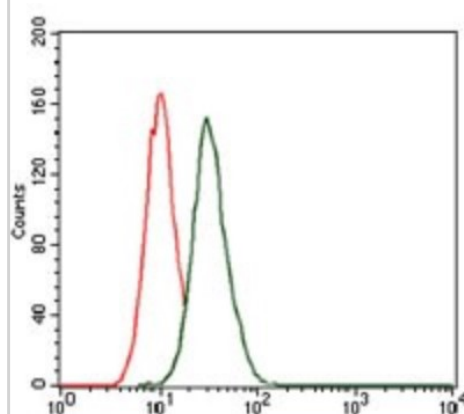


Images


Western Blot: LC3B/MAP1LC3B Antibody (5H12) [NBP2-22195] - Western blot analysis using LC3B mAb against human LC3B (AA: 1-125) recombinant protein. (Expected MW is 40.2 kDa)



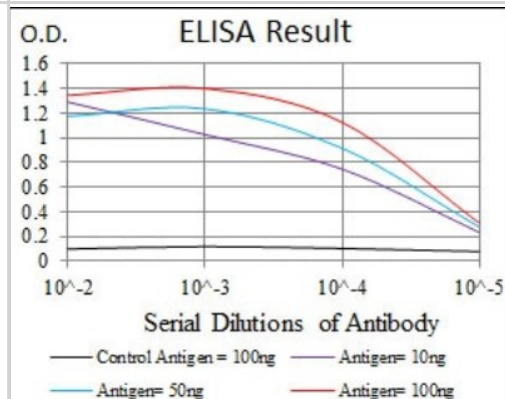
Flow Cytometry: LC3B/MAP1LC3B Antibody (5H12) [NBP2-22195] - Flow cytometric analysis of HeLa cells using LC3B mouse mAb (green) and negative control (red).



Western Blot: LC3B/MAP1LC3B Antibody (5H12) [NBP2-22195] - Western blot analysis using LC3B mAb against HEK293 (1) and LC3B (AA: 1-125)-hlgGfc transfected HEK293 (2) cell lysate.



ELISA: LC3B/MAP1LC3B Antibody (5H12) [NBP2-22195] - Red: Control Antigen (100ng); Purple: Antigen (10ng); Green: Antigen (50ng); Blue: Antigen (100ng)





Novus Biologicals USA

8100 Southpark Way, A-8
Littleton, CO 80120
USA
Phone: 303.730.1950
Toll Free: 1.888.506.6887
Fax: 303.730.1966
novus@novusbio.com

Novus Biologicals Canada

461 North Service Road West, Unit B37
Oakville, ON L6M 2V5
Canada
Phone: 905.827.6400
Toll Free: 855.668.8722
Fax: 905.827.6402
canada@novusbio.com

Novus Biologicals Europe

19 Barton Lane
Abingdon Science Park
Abingdon, OX14 3NB, United Kingdom
Phone: (44) (0) 1235 529449
Free Phone: 0800 37 34 15
Fax: (44) (0) 1235 533420
info@bio-techne.com

General Contact Information

www.novusbio.com
Technical Support: technical@novusbio.com
Orders: orders@novusbio.com
General: novus@novusbio.com

Products Related to NBP2-22195

NBP2-33376H	Blue Marker Antibody (6F4-F6) [HRP]
NB720-B	Rabbit anti-Mouse IgG Antibody [Biotin]
NBP1-97005	Mouse IgG1 Isotype Control
NB100-2220PEP	LC3B/MAP1LC3B Peptide

Limitations

This product is for research use only and is not approved for use in humans or in clinical diagnosis. Primary Antibodies are guaranteed for 1 year from date of receipt.

For more information on our guarantee, please visit www.novusbio.com/guarantee.

