

Product Datasheet

ALK-1 Antibody NBP1-30982

Unit Size: 100 ul

Aliquot and store at -20C or -80C. Avoid freeze-thaw cycles.

www.novusbio.com



technical@novusbio.com

Protocols, Publications, Related Products, Reviews, Research Tools and Images at:
www.novusbio.com/NBP1-30982

Updated 2/7/2018 v.20.1

Earn rewards for product
reviews and publications.

Submit a publication at www.novusbio.com/publications

Submit a review at www.novusbio.com/reviews/destination/NBP1-30982



NBP1-30982

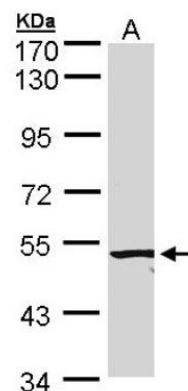
ALK-1 Antibody

Product Information	
Unit Size	100 ul
Concentration	Concentrations vary lot to lot. See vial label for concentration. If unlisted please contact technical services.
Storage	Aliquot and store at -20C or -80C. Avoid freeze-thaw cycles.
Clonality	Polyclonal
Preservative	0.01% Thimerosal
Isotype	IgG
Purity	Immunogen affinity purified
Buffer	PBS (pH 7.0), 1.0% BSA and 20% Glycerol
Target Molecular Weight	56 kDa
Product Description	
Host	Rabbit
Gene ID	94
Gene Symbol	ACVRL1
Species	Human, Mouse
Immunogen	Carrier-protein conjugated synthetic peptide encompassing a sequence within the C-terminus region of human ACVRL1. The exact sequence is proprietary.
Product Application Details	
Applications	Western Blot, Immunocytochemistry/Immunofluorescence, Immunohistochemistry-Paraffin
Recommended Dilutions	Western Blot 1:1000-1:10000, Immunocytochemistry/Immunofluorescence 1:100 - 1:1000, Immunohistochemistry-Paraffin 1:100-1:1000

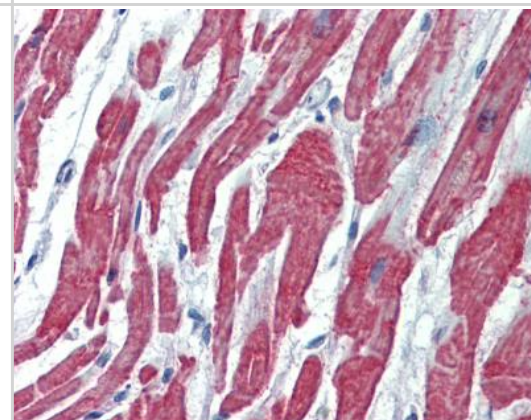


Images

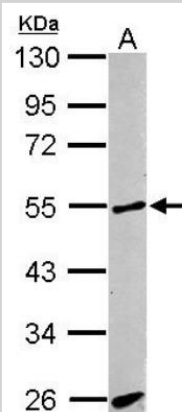
Western Blot: ALK-1 Antibody [NBP1-30982] - Sample (20 ug of whole cell lysate) A: Hep G2 membrane extract 7. 5% SDS PAGE; antibody diluted at 1:5000.



Immunohistochemistry-Paraffin: ALK-1 Antibody [NBP1-30982] - Paraffin-embedded Heart, using ALK-1 antibody(20 ug/ml).



Western Blot: ALK-1 Antibody [NBP1-30982] - Sample (30 ug of whole cell lysate) A: BCL-1 10% SDS PAGE; antibody diluted at 1:1000.





Novus Biologicals USA

8100 Southpark Way, A-8
Littleton, CO 80120
USA

Phone: 303.730.1950
Toll Free: 1.888.506.6887
Fax: 303.730.1966
novus@novusbio.com

Novus Biologicals Canada

461 North Service Road West, Unit B37
Oakville, ON L6M 2V5
Canada

Phone: 905.827.6400
Toll Free: 855.668.8722
Fax: 905.827.6402
canada@novusbio.com

Novus Biologicals Europe

19 Barton Lane
Abingdon Science Park
Abingdon, OX14 3NB, United Kingdom
Phone: (44) (0) 1235 529449
Free Phone: 0800 37 34 15
Fax: (44) (0) 1235 533420
info@bio-techne.com

General Contact Information

www.novusbio.com
Technical Support: technical@novusbio.com
Orders: orders@novusbio.com
General: novus@novusbio.com

Products Related to NBP1-30982

HAF008	Goat anti-Rabbit IgG Secondary Antibody [HRP (Horseradish Peroxidase)]
NB7156	Goat anti-Rabbit IgG (H+L) Secondary Antibody
NBP2-24891	Rabbit IgG Isotype Control
NBP1-90254PEP	ALK-1 Recombinant Protein Antigen

Limitations

This product is for research use only and is not approved for use in humans or in clinical diagnosis. Primary Antibodies are guaranteed for 1 year from date of receipt.

For more information on our 100% guarantee, please visit www.novusbio.com/guarantee

Earn gift cards/discounts by submitting a review: www.novusbio.com/reviews/submit/NBP1-30982

Earn gift cards/discounts by submitting a publication using this product:
www.novusbio.com/publications

