

# Venor®GeM Sample Preparation Kit

Kit for the manual extraction of mycoplasma DNA from cell culture material and biopharmaceutical materials for use with Venor®GeM mycoplasma detection kits

---

## INSTRUCTIONS FOR USE

---

---

**FOR USE IN RESEARCH AND QUALITY CONTROL**

---

## SYMBOLS

---



**Lot No.**



**Cat. No.**



**Expiry date**



**Storage temperature**



**Number of reactions**



**Manufacturer**

---

## INDICATION

The Venor®GeM Sample Preparation Kit is intended for the isolation of mycoplasma DNA from cell culture or biopharmaceutical material. The isolated DNA can be used directly in combination with Mycoplasma Detection Kits from Minerva Biolabs GmbH for sensitive and robust mycoplasma detection with unprecedented performance.

This new version of Venor®GeM Sample Preparation Kit (product version 2) includes further developed components to achieve higher robustness for a wider range of samples. The instructions for use meet the criteria for EP-compliant (chapter 2.6.7) and JP-compliant (17th edition, chapter G3) testing. For isolating genomic DNA or total RNA from other organisms and sources such as eukaryotic tissues, bacteria, viruses, and peripheral blood, we recommend our ExtractNow kits. Please go to: [www.minerva-biolabs.com](http://www.minerva-biolabs.com) for further information.

## PRINCIPLE OF THE METHOD

The method is simple and consists of four general steps: (1) cell lysis, (2) selective binding of DNA to spin columns, (3) removal of residual contaminants and inhibitors, and (4) elution of purified DNA. The procedure does not require phenol/chloroform extraction and needs minimal hands-on time. The procedure is completed in ~30 minutes providing ready-to-use DNA for PCR.

## CONTENT

Each kit contains reagents and components for 10, 50, or 200 extractions. The expiry date of the unopened package is marked on the package label. The kit's components must be stored at room temperature (15 °C to 25 °C).

Component	Quantity		
	10 Extractions Cat. No. 56-1010	50 Extractions Cat. No. 56-1050	200 Extractions Cat. No. 56-1200
Spin columns	10 units	50 units	4 x 50 units
Collection tubes	10 units	50 units	4 x 50 units
Conditioner	5 ml	15 ml	4 x 15 ml
Binding Buffer	10 ml	25 ml	4 x 25 ml
Buffer A1	3 ml (add 3 ml ethanol, abs., before first use)	15 ml (add 15 ml ethanol, abs., before first use)	4 x 15 ml (add 15 ml ethanol, abs., to each before first use)
Buffer A2	4 ml (add 16 ml ethanol, abs., before first use)	12 ml (add 48 ml ethanol, abs., before first use)	4 x 12 ml (add 48 ml ethanol, abs., to each before first use)
Buffer E	2 ml	2 x 2 ml	8 x 2 ml

The LOT-specific quality control certificate (Certificate of Analysis) can be downloaded from our website ([www.minerva-biolabs.com](http://www.minerva-biolabs.com) / [www.minervabiolabs.us](http://www.minervabiolabs.us)).

## USER-SUPPLIED CONSUMABLES AND EQUIPMENT

The Venor®GeM Sample Preparation Kit contains reagents and components for isolating DNA from various sources. Additional consumables and equipment is supplied by the user:

- Ethanol > 96% abs.
- 1.5 ml or 2 ml reaction tubes, DNA- and nucleases-free
- Microcentrifuge and heat block for 1.5 ml (or 2 ml) reaction tubes
- Pipettes with corresponding filter tips (100 µl and 1000 µl)
- Optional: Proteinase K (Cat. No.: 56-0002) is needed for samples with high protein content (>10 mg/ml)
- Optional: Internal Control DNA “extra” is needed as spike-in to enable process controlling in conjunction with the Venor®GeM Classic Kit (e.g. Cat. No.: 11-1025) or the Venor®GeM qEP Kit (e.g. Cat. No.: 11-9025)

## SPECIMEN

PCR inhibiting substances may accumulate over time in cell culture medium. Serum in the cell culture medium can have inhibitory effects on PCR. As the serum concentration in the cell culture medium increases, the probability of PCR inhibition also increases. Moreover, phenol red, a standard ingredient in cell culture medium, is likely to cross-react and thus falsifying the optical read-out of fluorescence signals in qPCR. These adverse effects can be circumvented by using the Venor®GeM Sample Preparation Kit for DNA isolation and clean-up.

The Venor®GeM Sample Preparation Kit facilitates DNA isolation directly from cell culture supernatant containing up to  $1 \times 10^6$  cells per ml.

Untreated cell culture materials should be extracted as soon as possible. Cell culture materials can be stabilized by heat treatment (95 °C, 10 min, up to 500 µl) for 1 week at room temperature.

Samples with high protein content of >10 mg/ml may need to be treated with Proteinase K prior to DNA isolation (see protocol for further details).

Note that preparation of eukaryotic DNA from cells or tissue is not within the scope of the kit.

## PRECAUTIONS

The Venor®GeM Sample Preparation Kit is intended for research use only. Clinical diagnostics or testing of human samples require extensive validation prior to use.

The kit should be used by trained laboratory staff only.

All samples should be considered as potentially infectious and handled with all due care and attention.

Always wear suitable lab coat and disposable gloves. The sample preparation waste contains Binding Buffer and Buffer A1, which may form highly reactive compounds when combined with bleaching agents. DO NOT add bleaching agents or acidic solutions directly to the sample preparation waste. Clean with suitable laboratory detergent and water, if any liquid is spilt.

The Binding Buffer contains propan-2-ol and polyethylene glycol octylphenol ether: flammable, harmful and irritant. The Buffer A1 contains guanidinium thiocyanate: harmful and irritant.

The hazard (H) statements according to the European Directive 1907/2006/EC (REACH) are listed below.

<b>Component</b>	<b>Hazards</b>
Binding Buffer	H225 Highly flammable liquid and vapour.
	H336 May cause drowsiness or dizziness.
	H319 Causes serious eye irritation.
Buffer A1	H302 Harmful if swallowed.
	H314 Causes severe skin burns and eye damage.
	H412 Harmful to aquatic life with long lasting effects.
	H318 Causes serious eye damage.

Please see safety data sheets (SDS) on our website: [www.minerva-biolabs.com](http://www.minerva-biolabs.com) for full information.

## PROCEDURE - OVERVIEW

### Isolation of Mycoplasma DNA



200  $\mu$ l sample  
200  $\mu$ l Conditioner  
10 sec

Incubate + Vortex 70 °C for 10 min

+ 400  $\mu$ l Binding Buffer  
10 sec



transfer all  
11,000  $\times$  g for 1 min  
discard flow-through

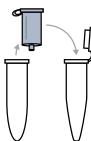


+ 500  $\mu$ l Buffer A1  
11,000  $\times$  g for 1 min  
discard flow-through



+ 500  $\mu$ l Buffer A2  
11,000  $\times$  g for 1 min  
discard flow-through

Full speed for 3 min



change tube







+ 60  $\mu$ l Buffer E  
2 min

8000  $\times$  g for 2 min



DNA ready for PCR

- + add
-  vortex
-  shake
-  incubate
-  centrifuge

This procedure overview is not a substitute for the detailed manual.

MB\_SI\_Sample-Preparation-Kit\_02\_EN

## PROCEDURE - STEP BY STEP

Before first use reconstitute Buffer A1 and Buffer A2 with absolute ethanol.  
Set the heat block to 70 °C and equilibrate Buffer E at 70 °C.

### 1. Filtration

---

Transfer up to **200 µl of cell culture material** into a new 1.5 ml reaction tube.

---

1. For product release testing: add up to 50 µl of Internal Control DNA to the sample, e.g. add 30 µl or 12 µl of Internal Control DNA to each sample when using the Venor®GeM Classic Kit or the Venor®GeM qEP Kit, respectively.
- 

2. Add **200 µl of Conditioner**, vortex for at least 10 sec and incubate at 70 °C for 10 min. We recommend the use of a thermomixer for a permanent shaking of the sample. Alternatively, vortex the sample 3 to 4 times during the incubation. Equilibrate at room temperature for ~2 min before you proceed with step 3.
- 

Optional: add 10 µl Proteinase K per sample if the protein content is >10 mg/ml. Vortex briefly and incubate as described above.

---

3. Spin down the sample and add **400 µl of Binding Buffer** to the lysate. Vortex immediately and thoroughly in order to prevent any precipitation of nucleic acids. Do not centrifuge the sample and proceed immediately with the next step.
- 

4. Pipette the lysate into a spin column placed in a collection tube directly in the center of the spin column.
- 

5. Centrifuge the spin column at  $\geq 10,000 \times g$  for 1 min. Discard the flow-through from the collection tube and reassemble spin column and collection tube.
- 

6. Add **500 µl of Buffer A1**. Centrifuge the spin column at  $\geq 10,000 \times g$  for 1 min, discard the flow-through and reassemble the spin column and collection tube.
- 

7. Add **500 µl of Buffer A2**. Centrifuge the spin column at  $\geq 10,000 \times g$  for 1 min, discard the flow-through and reassemble the spin column and collection tube.  
Optional: Repeat the wash step with Buffer A2 once more.
- 

8. Centrifuge at full speed for 3 min in order to remove residual Buffer A2.
- 

9. Discard the collection tube and place the spin column into a new 1.5 ml reaction tube.
- 

10. Pipette **60 µl of pre-heated Buffer E** (70 °C) into the spin column directly onto the center of the silica membrane. The membrane's surface should be covered with the Buffer E.
- 

11. Incubate at room temperature for 2 min, then centrifuge at  $8,000 \times g$  for 2 min.
- 

12. The eluate contains the DNA and can be used directly for PCR or stored at +2 °C to 8 °C for a week. Long term storage should be at <-18 °C.
-

## ADDITIONAL NOTES

- These instructions must be understood to successfully use the Venor®GeM Sample Preparation Kit. The reagents supplied should not be mixed with reagents from different lots but used as an integral unit. The reagents of the kit must not be used beyond shelf life.
- Any deviation from the extraction protocol may affect the results.
- We recommend to include control samples on a regular basis to monitor the reliability of your results. This also proves advantageous in case of troubleshooting.
- Do not use other alcohols other than ethanol as it will lead to inconsistent yields.
- Pre-heating of Buffer E improves the yield significantly.

## APPENDIX

### *Limited Product Warranty*

This warranty limits our liability for replacement of this product. No warranties of any kind, express or implied, including, without limitation, implied warranties of merchantability or fitness for a particular purpose, are provided. Minerva Biolabs shall have no liability for any direct, indirect, consequential, or incidental damages arising from the use, the results of use, or the inability to use this product.

### *Trademarks*

Venor, Mynox, Onar and ZellShield are registered trademarks and PCR Clean, Mycoplasma Off and WaterShield are trademarks of Minerva Biolabs GmbH, Germany.



## RELATED PRODUCTS

### Further DNA Extraction kits

56-3010/3100	Venor®GeM SP Kit - Beads	10/100 extractions
601-1010/-1050	ExtractNow™ DNA Mini kit	10/50 extractions
603-1010/-1050	ExtractNow™ RNA Mini kit	10/50 extractions
604-1010/-1050	ExtractNow™ Cleanup kit	10/50 extractions
605-1010/-1050	ExtractNow™ Plasmid Mini kit	10/50 extractions
606-1010/-1050	ExtractNow™ Virus DNA/RNA kit	10/50 extractions
32-1010/-1050	AquaScreen®FastExtract	10/50 extractions

### MB Taq DNA Polymerase

53-0050/-0100/-0200/-0250	MB Taq DNA Polymerase (5 U/μl)	50/100/200/250 units
53-1050/-1100/-1200/-1250	MB Taq DNA Polymerase (1 U/μl)	50/100/200/250 units

### Contamination Control Kits for conventional PCR

11-1025/-1050/-1100/-1250	Venor®GeM Classic Mycoplasma Detection Kit	25/50/100/250 reactions
11-7024/-7048/-7096/-7240	Venor®GeM Advance Mycoplasma Detection Kit	24/48/96/240 reactions
11-8025/-8050/-8100/-8250	Venor®GeM OneStep Mycoplasma Detection Kit	25/50/100/250 reactions
12-1025/-1050/-1100/-1250	Onar® Bacteria Detection Kit	25/50/100/250 reactions

### Contamination Control Kits for qPCR

11-9025/-9100/-9250	Venor®GeM qEP Mycoplasma Detection Kit	25/100/250 reactions
11-91025/-91100/-91250	Venor®GeM qOneStep Mycoplasma Detection Kit	25/100/250 reactions

### Contamination Control Kit for dPCR

58-0321/-0322	Venor®GeM dScreen Mycoplasma Detection Kit	24/4 × 24 reactions
---------------	--	---------------------

### Mycoplasma Elimination

10-0200/-0500/-1000	Mynox® Mycoplasma Elimination Reagent	2/5/10 treatments
10-0201/-0501/-1001	Mynox® Gold Mycoplasma Elimination Reagent	2/5/10 treatments

### PCR Quantification Standards, 1x10<sup>8</sup> genomes / vial

52-XXXX	Various mycoplasma species
(See MB homepage for further available species)	

### 10CFU™ Sensitivity Standards, 3 vials with 10 CFU each, 2 vials negative control

102-XXXX	Various mycoplasma species	
(See Minerva Biolabs website for available species)		
102-0002	Mycoplasma Set, all EP / JP listed species	2 vials per species, 10 CFU each

### 100CFU™ Sensitivity Standards, 3 vials with 100 CFU each, 2 vials negative control

103-XXXX	Various mycoplasma species
(See Minerva Biolabs website for available species)	

### PCR Clean™

15-2025/-2200/-2500	DNA Decontamination Reagent, Spray bottle/refill bottles	250 ml/4 × 500 ml/5 l
15-2001	DNA Decontamination Reagent, Wipes in a dispenser box	120 wipes
15-2002	DNA Decontamination Reagent, Wipes in refill bags	5 × 120 wipes

### Mycoplasma Off™

15-1000/-5000	Surface Disinfectant, Spray bottle/refill bottles	1 l/5 l
15-1001	Surface Disinfectant, Wipes in a dispenser box	120 wipes
15-5001	Surface Disinfectant, Wipes in refill bags	5 × 120 wipes

### ZellShield®

13-0050/-0150	Contamination Prevention Reagent 100x concentrate	50 ml/ 3 x 50 ml
---------------	---	------------------

### WaterShield™

15-3015/-3020/-3050	Water Disinfection Additive for incubators and water baths, 200x concentrate	15 × 10 ml/3 × 50 ml/500 ml
---------------------	--	-----------------------------





Minerva Biolabs GmbH  
Schkopauer Ring 13  
D-12681 Berlin, Germany

[www.minerva-biolabs.com](http://www.minerva-biolabs.com)  
Ordering: [order@minerva-biolabs.com](mailto:order@minerva-biolabs.com)  
Support: [support@minerva-biolabs.com](mailto:support@minerva-biolabs.com)

### **USA & Canada**

Minerva Biolabs Inc.  
400 Route 518  
Skillman, NJ 08558-2401, USA

[www.minervabiolabs.us](http://www.minervabiolabs.us)  
Ordering: [order@minervabiolabs.us](mailto:order@minervabiolabs.us)  
Support: [help@minervabiolabs.us](mailto:help@minervabiolabs.us)

Made in Germany

---

